

PREFACE

The present publication “**Economic-cum-Purpose Classification of Budget Documents, Mizoram 2013-2014 (Actuals 2011-2012; Revised Estimates 2012-2013 and Budget Estimates 2013-2014)**” is the 2nd of its kind attempted by the Directorate of Economics and Statistics, Mizoram as per the recommendations of the Regional Accounts Committee set up by the Government of India. Uniform methodology is being followed by all the States as suggested by the National Accounts Division (NAD), Central Statistics Office (CSO), Ministry of Statistics & Programme Implementation (MoSPI), Government of India (GoI).

This publication has been prepared by the Technical Section of this Directorate and is the result of the sincere and painstaking works done by Pu P.Kaphlira (Deputy Director), Pu B.Lalrinhlua (Research Officer), Pi Jessie Vanlalruati (Inspector of Statistics) and Pu Lalthanzama Zadeng (LDC-cum-Data Entry Operator).


Focus is made upon comparison between actual figures during accounting periods of 2010-2011 and 2011-2012.

Constructive comments and suggestions, if any, for improving the future publications are most welcomed.

Mizoram : Aizawl

1st August, 2014

(SAIHLIRA)
Director
Economics & Statistics
Mizoram : Aizawl



CONTENTS

PAGES

Key Findings

1 – 2

Glossary of Some Economic Terms


3

Methodology

4 – 16

Accounts Tables

17 - 148



KEY FINDINGS

Economic Classification

(i) Expenditure of the State Government :

* **Total Expenditure** of the State Government (excluding Operating Expenses and Gross Capital Formation of Departmental Commercial Undertakings) increased from Rs.3676 crore in 2010-2011 (Actuals) to Rs.4084 crore in 2011-2012 (Actuals), registering an increase of 11.10%.

* **Consumption Expenditure** of the State Government (**expenditure on salaries, wages, pension, net purchase of commodities and services**) increased from Rs.2063 crore in 2010-2011 (Actuals) to Rs.2191 crore in 2011-2012 (Actuals), registering an increase of 6.20%.

* **Gross Capital Formation** of the State Government (**investments on buildings, other construction, machinery & equipments, acquisition of stocks, etc.**) decreased from Rs.570 crore in 2010-2011 (Actuals) to Rs.543 crore in 2011-2012 (Actuals), registering a decrease of 4.74%.

* **Transfer Payments to the rest of the Economy** consisting of both Current Transfers and Capital Transfers increased from Rs.1013 crore in 2010-2011 (Actuals) to Rs.1316 crore in 2011-2012 (Actuals), registering an increase of 29.91%.

* **Financial Investments and Loans to the rest of the Economy** increased from Rs.30 crore in 2010-2011 (Actuals) to Rs.34 crore in 2011-2012 (Actuals), registering an increase of 13.33%.

(ii) Current Receipts of the State Government :

* **Total Current Receipts** of the State Government (**Tax Receipts, Income from Entrepreneurship & Property, Fees & Miscellaneous Receipts and Revenue Grants from Government of India**) increased from Rs.3273 crore in 2010-2011 (Actuals) to Rs.3868 crore in 2011-2012 (Actuals), registering an increase of 18.18%.

Under Current Receipts of the State Government, **Revenue Grants from Government of India** is the major source of finance which increased from Rs.2507 crore in 2010-2011 (Actuals) to Rs.2837 crore in 2011-2012 (Actuals), registering an increase of 13.16%, **which implies that the Government of Mizoram depends most upon funds transferred from Government of India, and is weak in tax collection, entrepreneurship activities, etc. and the dependency rate increased.**

(iii) Current Outgoings of the State Government :

* **Total Current Outgoings** of the State Government (**Consumption Expenditure and Transfer Payments**) increased from Rs.3106 crore in 2010-2011 (Actuals) to Rs.3541 crore in 2011-2012 (Actuals), registering an increase of 14.00%.

(iv) Net Surplus of Departmental Enterprises :

* **Net Surplus of Departmental Enterprises** decreased from Rs.1 crore in 2010-2011 (Actuals) to Rs.0 crore in 2011-2012 (Actuals), registering a decrease of 100%.

(v) Net Product from Public Administration :

* **Net Product from Public Administration** consisting of **Salary, Wages, Pension, Allowances, Medical Treatment, etc.** decreased from Rs.1045 crore in 2010-2011 (Actuals) to Rs.959 crore in 2011-2012 (Actuals), registering a decrease of 8.23%.

This decrease may be attributed to the economy measures taken up by the State Government.

As per Final Estimates of State Domestic Product with Base Year 2004-2005, Public Administration (of Service Sector) contributes most among the thirteen sub-sectors of an economy during 2010-2011 and 2011-2012. Public Administration contributes 20.84% of Gross State Domestic Product in Mizoram during 2010-2011, and 17.81% during 2011-2012.

As per Budget Analysis, Public Administration contributes 28.43% of Total Expenditure during 2010-2011, and 23.48% during 2011-2012.

Account Sheet (Actuals) of “Estimates of Net Product from Public Administration” shows that the sum total of Salary, Wages, Pension, Allowances, Medical Treatment, etc. of all State Government Departments during 2010-2011 amounts to Rs.1707 crore which is 46.44% of Total Expenditure during 2010-2011; and Rs.1712 crore during 2011-2012 which is 41.92% of Total Expenditure during 2011-2012.

Economic-cum-Purpose Classification

* In 2010-2011 (Actuals), Economic Affairs & Services accounted for the largest share with 31.76% followed by General Public Services with 30.85%, Education with 15.15%. Defence accounted for the lowest share with 0.00%.

* In 2011-2012 (Actuals), Economic Affairs & Services accounted for the largest share with 28.84% followed by General Public Services with 24.15%, Education with 21.38%. Defence accounted for the lowest share with 0.00%.

* **Effort has to be taken up for effective increase of expenditure under Health Affairs & Services Sector in order to achieve Human Development in the State as Health Index is one of the three dimensions for Human Development Index.**

GLOSSARY OF SOME ECONOMIC TERMS

Operating Surplus is the balance or residual after all the costs – including labour costs, and taxes (less subsidies) are deducted from the value of goods and services produced which includes

- **Interest** payable to lenders of financial assets (Factor Compensation for Capital)
- **Rent** payable to owners of non-produced assets, such as land and sub-soil assets (Factor Compensation for Land including Natural Resources)
- **Profit** payable to share-holders (dividends) and undistributed profits (Factor Compensation for Entrepreneurship)

Profit is Income from Entrepreneurship. Rent and Interest are Income from Property. Salaries & Wages of Labour (Compensation of Employees or Factor Compensation for Labour), Taxes and Subsidies are netted out from Operating Surplus.

Operating Expense is Gross (Total) Receipt less Net Surplus.

Gross Capital Formation in System of National Accounts (SNA) is same as the concept of **Investment in Capital Goods** as used by Economists. It consists of the acquisition of Produced Capital Goods/Fixed Assets (like machinery, buildings, roads, artistic originals, research & development activities, mineral exploration & evaluation, etc.), improvements made to Non-Produced Assets (like land, sub-soil assets, uncultivated forests, etc.) and the accumulation of stocks. Gross Capital Formation is that part of total expenditure which is not consumed but added to the nation's fixed tangible assets and stocks of raw materials, semi-finished goods and finished goods. **Gross Capital Formation indicates Investment Rate of an economy.**

Transfer Payments to the rest of the Economy consists of both Current Transfers and Capital Transfers; it is a transfer without counterpart receipts for payments. **Current Transfers** are unilateral transactions in which one economic entity provides a real resource such as goods or services, or a financial item from current income to another entity without receiving any real resource or financial item in exchange; but added to current income of the recipient for the purpose of consumption expenditure. For instance, scholarship, old age pension, subsidies, direct and indirect taxes, etc. **Capital Transfers** are those transfers of ownership of a fixed (capital) asset or are linked to acquisition or disposal of a fixed asset or involve forgiveness of a liability (say bad debt) by a creditor for the purpose of Gross Capital Formation. For instance, Investment Grants to enterprises under Government policy, lump sum payments to households for damages, etc.

Fixed/Capital Assets are physical productive assets which are used in the process of production for more than one year. Fixed/Capital Assets include structures, buildings, civil works, machinery & equipment, computer software & databases, cultivated assets like trees or animals that are for production of other products such as fruits and dairy products, etc.

Financial Investments and Loans are those Loans and Advances which fall under Capital Account Disbursement of Consolidated Fund of the State Budget. Loans for Education, Loans for Housing, Loans for Co-operation, Loans for MLAs, Loans for Government Servants, etc. are some examples.

Net Surplus is simply Profit. In other words, it is Gross (Total) Receipt less Operating Expenses.

METHODOLOGY

The term 'Budget' has been derived from the French word 'bougetts', which means a small bag. It emphasizes a bag containing the financial proposals. In India, the actual financial statement of the Government of India is called the Budget Statement; and Budget is also called the 'Annual Financial Statement'. Article 112 of the Constitution of India states that an Annual Financial Statement will be placed before both Lok Sabha and Rajya Sabha. Under Article 202(1) of the Constitution of India, a statement of the estimated receipts and expected expenditure of the State has to be laid before the Legislature in respect of every financial year. This statement is the main budget document and covers all the transactions of the State Government during the previous year and current year.

The main Budget Documents consist of the Annual Financial Statement, Demand for Grants, Appropriation Bill, Finance Bill, Macro-Economic Framework for the relevant year, Fiscal Policy Strategy Statement and Medium Term Fiscal Policy Statement. The first four documents are mandated by the Constitution of India and the latter three are placed under provisions of the Fiscal Responsibilities and Budget Management (FRBM) Act, 2003. Besides these, there are some explanatory documents also like Expenditure Budget, Receipts Budget, Budget Highlights, etc.

The Annual Financial Statement is prepared in Major Head of Account-wise as prescribed by the Government of India. It shows the estimated disbursements and receipts of the government for the financial year in question, in relation to the estimates for the current year and expenditure for the previous year. These revenues and disbursements are maintained in three parts - Part I forms the Consolidated Fund of the State, Part II forms the Contingency Fund of the State and Part III covers the Transactions in the Public Account. The receipts and expenditures of the Government fall under one or other of the Major Heads either in the Consolidated Fund or in the Public Account, in accordance with the prescribed rules of classification.

The Annual Financial Statement also shows separately, the Revenue Budget (Statement of Revenue Receipts from taxes and other revenues, and expenditure made from these) and Capital Budget (Statement of Capital Receipts from liquidating assets like selling shares in a public sector company, raising loans from the public, borrowings from RBI and other parties through sale of treasury bills, and Capital Expenditure made to create assets).

The Annual Financial Statement gives the summary of the following items :

- (i) **Part I : Consolidated Fund**
 - a. Revenue Account of Receipts and Expenditure.
 - b. Capital Account of Receipts and Expenditure, Miscellaneous capital receipt and capital expenditure, public debt, loans & advances, Inter-State settlement.

- (ii) **Part II : Contingency Fund**
- (iii) **Part III : Public Account**
 - a. Small Savings, Provident Fund
 - b. Reserve Fund, etc.
 - c. Deposits and Advances
 - d. Suspense and Miscellaneous
 - e. Remittances
- (iv) Cash Balance
- (v) Total Receipts and Expenditure

CONSOLIDATED FUND OF THE STATE :

The Consolidated Fund consists of two main Accounts, namely Revenue Account, and Capital Account. Both these Accounts are further divided in two parts, viz. Receipt and Expenditure/Disbursement. Receipts on Revenue Account consist of income derived from taxes/duties (including share of Union taxes/duties, fees for services rendered and non-tax revenues like forest, irrigation, power, road transport, etc. and grants-in-aid from Central Government). Corresponding revenue expenditure in general does not result in asset formation and expended for such items like those payment of salaries, pension, interest, office and allied expenses, maintenance of capital assets and minor works costing below the prescribed limits, are booked under revenue account.

As regards the Capital Accounts, the receipts booked there-under consist of loans received from the Government of India or raised from various other sources (like market, financial institutions etc.), ways & means advances from the Reserve Bank of India, cash credit accommodation from the State Bank of India, or any other Bank, and all moneys received by the State Government by way of recovery of loans and advances made to various parties. The disbursements on the capital account, on the other hand, include outlays which go in for creation of assets, loans and advances made to various parties and repayment of loans obtained.

Article 202(2) of the Constitution of India lays down that the estimates of expenditure embodied in the Annual Financial Statement shall show separately :

- (a) The sums required to meet expenditure described by this Constitution as expenditure charged upon the Consolidated Fund of the State, and
- (b) The sums required to meet other expenditure proposed to be made from the Consolidated Fund of the State.

And, Article 202(3) of the Indian Constitution also lays down that the following expenditure shall be expenditure charged on the Consolidated Fund of the State :

- (a) the emoluments and allowances of Governor and other expenditure relating to his office;
- (b) the salaries and allowances of the Speaker and the Deputy Speaker of the Legislative Assembly;
- (c) debt charges for which the State is liable including interest, sinking fund charges and redemption charges, and other expenditure relating to the raising of loans and the services and redemption of debt;
- (d) expenditure in respect of the salaries and allowances of judges of the High Court;
- (e) any sums required to satisfy any judgement, decree or award of any court or arbitral tribunal;
- (f) any other expenditure of the State by the Constitution, or by the Legislature of the State by law, to be so charged.

Under Article 203 of the Constitution, so much of the estimates as relates to the expenditure other than 'charged' upon the Consolidated Fund of the State is required to be submitted in the form of Demands

for Grants to the Legislative Assembly which has power to assent, or to refuse to assent, to any demand, or to assent to any demand subject to a reduction of the amount specified therein. The estimates as relates to expenditure charged upon the Consolidated Fund of a State shall not be submitted to the vote of the Legislative Assembly, but nothing in this clause shall be construed as preventing the discussion in the Legislature of any of these estimates. After the grants have been made by the Legislature an appropriation bill is introduced to provide for the appropriation out of the Consolidated Fund of the State of all moneys required to meet the Charged as well as other expenditures. No moneys can be withdrawn from the Consolidated Fund except under appropriation made by law. However, Article 205 provides for supplementary, additional or excess grants over those budgeted.

In a nutshell, all revenues received by the government, loans raised by it, and also its receipts from recoveries of loans granted by it, form the Consolidated Fund. All expenditures of the government is incurred/met from the Consolidated Fund and no amount can be withdrawn from the Fund without authorisation from the Legislative Assembly.

CONTINGENCY FUND OF THE STATE :

The Government of Mizoram maintains a Contingency Fund in Part II set up under Article 267 (2) of the Constitution for making advances for urgent and unforeseen expenditure which are recouped to the fund by debit to the Consolidated Fund, after obtaining Supplementary grants for such expenditure.

In a nutshell, this Fund is placed at the disposal of the Governor to enable the government to meet urgent unforeseen expenditure pending authorisation from the Legislative Assembly.

PUBLIC ACCOUNT :

All public moneys received by or on behalf of the State Government which cannot be booked in the Consolidated Fund are credited to the Public Account of the State. For payments out of the Public Account, no demand is required to be presented to the Legislature and the requirements are made from time to time as they arise. These demands are in the nature of banking transactions. State Provident Fund, Reserve Funds created by the Government by appropriation from Revenue, miscellaneous deposits, remittances and suspense are included in the Public Accounts. The moneys lying in the Public Account do not really belong to the Government and they have to be paid back some time or the other to the public as in the case of the State Provident Fund, deposits of local bodies, or to be utilized by the Government in an agreed manner as in the case of Reserve Funds set up for special purposes. Approval of the Legislature is necessary for any appropriation from the Revenue to create a fund and similar approval is required for incurring subsequent expenditure from such funds. When amounts are transferred to any such fund, it is shown as expenditure out of the Consolidated Fund in the estimates of the year in which it is incurred. On the other hand, necessary amounts are transferred from these funds to the Consolidated Fund for meeting expenditure for the purpose for which the Fund was created.

In a nutshell, it is the money held by the government in Trust. Besides the normal receipts and expenditures of the government which relates to the Consolidated Fund, certain other transactions enter government accounts in respect of which government acts more as a banker. For example, transactions relating to provident funds, small savings collections, other deposits, etc. The money thus received is kept in the Public Account. Generally speaking, as this Fund does not belong to government and has to be paid back some time or the other to the persons and authorities who deposited it, Legislative Assembly approval for payment from the Public Account is not required.

DIFFERENCE BETWEEN ADMINISTRATIVE DEPARTMENTS & DEPARTMENTAL ENTERPRISES :

The Government Sector can be broadly divided into Administrative Departments and Departmental Commercial Undertakings (DCUs). Administrative Departments are Government Agencies of the Central, State and Local Bodies organizing for the community but not normally to sell those common services which otherwise can not be provided conveniently or economically. It is expected to act as an administrative agency for the social and economic policy of the country.

Departmental Enterprises are un-incorporated enterprises owned, controlled and run directly by the Government. The criteria to distinguish Enterprises and Administrative activity is the use of commercial accounting methods to determine profit and loss and control of productive capital in the form of equipment like plant, machinery and stock. The following are some of the activities being classified as Departmental Enterprises :

- a. Irrigation
- b. Forestry
- c. Road and Water Transport
- d. Manufacturing
- e. Printing
- f. Electricity
- g. Ports and Pilotages
- h. Civil Aviation
- i. Trade and Hotels
- j. Communication

Departmental Commercial Undertakings (DCU) Account Heads are given in Table 1 below :

TABLE 1

Industry	Receipt Head	Expenditure Head	Capital Head	Description
Forests	0406	2406	4406	Forestry and Wild Life
	0551	2551	4551	Hill Areas
Road & Water Transport				
	1055	3055	5055	Road Transport
	1056	3056	5056	Inland Water Transport
	1052	3052	5052	Shipping
	1075	3075	5075	Other transport services
Ports & Pilotages	1051	3051	5051	Ports & Pilotages
Civil Aviation	1053	3053	5053	Civil Aviation
Manufacturing	0039	2039	4039	State Excise
	0047	2047	4047	Other Fiscal services
	0058	2058	4058	Stationery and printing
	0079	2079	4079	Defence Services - Ordnance factories
	0202	2202	4202	General Education
	0404	2404	4404	Dairy Development
	0851	2851	4851	Village and Small Industries
	0852	2852	4852	Industries
Electricity	0551	2551	4551	Hill Areas
	0801	2801	4801	Power
Irrigation	0701	2701	4701	Major and Medium Irrigation
	0702	2702	4702	Minor Irrigation

Trade & Hotels	0075	2075	4075	Miscellaneous General Services
Communication	1201	3201	5201	Postal Services
	1225	3225	5225	Telecommunication Services
Other Services	0221	2221	4221	Broadcasting

RURAL /URBAN LOCAL BODIES :

The local government sub-sector consists of local governments that are separate institutional units plus those non-market NPIs that are controlled by local governments. In principle, local government units are institutional units whose fiscal, legislative and executive authority extends over the smallest geographical areas distinguished for administrative and political purposes. In India local Bodies are the people's representative bodies which are elected locally under 73rd and 74th Constitutional Amendments. These cover all the rural local bodies - Zila Parishad, Panchayat Samiti and Gram Panchayats as also Municipal Corporations, Municipalities and Nagar Panchayat in urban areas.

AUTONOMOUS BODIES :

The dictionary meaning of the word "autonomous" is "Self Governing". Obviously therefore, such autonomous institutions were set up whenever it was felt that certain functions had to be discharged outside the government set-up with some amount of independence and flexibility, without the day-to-day interference of the government machinery. General government's one of the responsibilities is to provide non-market goods and services to the public. In order to fulfil its responsibility, government sets up non-profit institutions to supplement its activities. For example, there are 17 universities as of date, which are autonomous institutions, some of which have been functioning for decades.

Some of the autonomous bodies have been set up as statutory institutions, as a sequel to the provisions contained in various acts. Most others have been set up as societies under the Societies Registration Act 1860. Further, while in some cases Parliamentary or Cabinet approval has been obtained, in certain other cases; such institutions have been set up over the years, by resolutions, notifications etc. The ministry of Finance also issues instructions from time to time regarding sanction of grant-in-aid by ministries/ departments to such autonomous institutions, besides instructions relating to powers for creation of posts and revision of pay scales etc. by such autonomous institutions.

In addition to government departments and ministries, there may be agencies of central government with separate legal identity and substantial autonomy; they may have discretion over the volume and composition of their expenditures and may have a direct source of revenue such as earmarked ("hypothecated") taxes. Such agencies are often established to carry out specific functions such as road construction or the non-market production of health and education services. These should be treated as separate institutional units if they maintain full sets of accounts but are part of central government subsector if the services they produce are non-market and if they are controlled by central government (SNA 2008, para 4. J 38).

Similarly, state governments also set up autonomous institutions and give them grants. They are state autonomous bodies. Their value addition should be added to that of the state government. These institutions, therefore, need to be identified at the state level and concerted efforts be made to collect their annual reports/accounts. Although this would involve additional workload and stretching of resources but this needs to be done in order to implement the recommendations of the SNA-

2008. Such bodies will be mostly Non-Profit Institutions (NPIs) mainly financed and controlled by government and can easily be identified through the state government budget documents.

For the base year 2004-05, a sample of central autonomous bodies was selected in such a way that the sampled autonomous bodies are those who get lion's share of central grants. Moreover, these sampled autonomous bodies are from education, health and science and technology sector.

In the context of Mizoram, Local Bodies include Local Council, Village Council, Aizawl Municipal Council and Autonomous District Councils (ADCs) like Lai Autonomous District Council (LADC), Mara Autonomous District Council (MADC) and Chakma Autonomous District Council (CADC).

DOCUMENTS REQUIRED FOR BUDGET ANALYSIS 2013-2014 :

(1) Annual Financial Statement 2013-2014 for which the recommendation of the Governor required under Article 202(1) of the Constitution of India has been obtained, laid and passed in the Mizoram Legislative Assembly.

(2) Demand for Grants 2013-2014 for which the recommendation of the Governor required under Article 203(3) of the Constitution of India has been obtained, laid and passed in the Mizoram Legislative Assembly.

Demand for Grants is the form in which estimates of expenditure for various Departments included in the Annual Financial Statement “which are required to be voted by the Legislative Assembly (Voted Expenditure)” and “that is charged directly to the Consolidated Fund, and does not require to be voted by the Legislative Assembly (Charged Expenditure)” are submitted. Generally, one Demand for Grant is presented in respect of each Department. However, for large Departments, more than one demand is presented.

FORMAT OF BUDGET AND CODING PATTERN :

Items in the budget have to be tabulated for three years :

- **Actuals**
- **Budget Estimates and**
- **Revised Estimates**

In a nutshell, if budget is presented for the year 2013-2014, then it will have Actual data of entire year of 2011-2012, the Revised Estimates of 2012-2013, and the Budget Estimates of 2013-2014, including Plan, Non-plan and CSS Funds.

The classification of the government transactions into various sectors and major heads has been accepted by Government of India on the advice of the Comptroller and Auditor General of India. It has been designed by the Controller General of Accounts of India. This accounting classification has been in place since 1st April 1987. It is followed by Central and State Governments uniformly.

For reporting the expenditure figures in the Detailed Demands for Grants, a Six-Tier Budget Head system is being followed in India. The six tiers of this Budget Head system are as given below :

1. Major Head : (four digit) representing the major function of the government
2. Sub-Major Head : (two digit) representing a sub-function of the government
3. Minor Head : (three digit) representing a programme of the government
4. Sub- Head : (two digit) representing a scheme
5. Detailed Head : (two digit) representing a sub-scheme and
6. Object Head : (two digit) representing the type and object of the expenditure

A four-digit code has been allotted to the major heads, the first digit indicating whether the major head is a Receipt head or a Revenue Expenditure head or Capital Expenditure head or a Loan head.

The first digit of code for Revenue Receipt head is either "0" or" 1". Adding 2 to the first digit code of the Revenue Receipt head will give the number allotted to the corresponding Revenue Expenditure head, adding another 2 the Capital Expenditure head and another 2 the Loan head of the account. For example, for Crop Husbandry, the code 0401 represents the Receipt head, 2401 the Revenue Expenditure head, 4401 Capital Outlay head and 6401 the Loan head. Thus, complete 15-digits account head tiers are the following :

TABLE 2

Head Type	Width
Major Head	4 digits
Sub Major Head	2 digits
Minor Head	3 digits
Sub Head	2 digits
Detailed Head	2 digits
Object Code	2 digits
	Total 15 Digits

These tiers are applicable till account head 5475. Top three tiers (Major Head - Sub Major Head - Minor Head) of account heads are uniform across centre and all states. Below third tier, they are state specific.

The following account head numbers called as major heads have been allotted to various heads of Receipts and Expenditure :

Consolidated Fund

0020 to 1606	Revenue Receipts
2011 to 3606	Revenue Current Expenditure
4000	Miscellaneous Capital Receipts
4046 to 5475	Capital Expenditure
6001 to 6004	Public Debt
6075 to 7999	Loans and Advances, Inter-state Settlements, Transfer to Contingency Fund

Contingency Fund

8000

Contingency Fund

Public Account

8001 to 8797

Public Account

8999

Cash Balance

Note : In some Annual Financial Statements (AFS), account head 8999 is not written explicitly. Instead Opening Balance (OB) and Closing Balance (CB) are written. Therefore, figures against OB and CB should be entered through Budget Analysis Software against account head 8999.

STEPS INVOLVED IN BUDGET ANALYSIS :

1. Each entry under Actual and RE against a major Head A/c is marked with an appropriate abbreviation according to economic classification and purpose classification (Table 3 and Table 5).

2. For an item, there may be more than one purpose code. In such a case, sub-totals of each item against a major head may be made by purpose and total of sub-totals should be equal to the total of all items against the major head.

3. This process is repeated for receipts and expenditure.

4. The ratios may be applied on the items wherever necessary.

Note : While doing budget analysis, all items whether plan or non-plan and whether voted or charged are taken into account.

CLASSIFICATION OF BUDGET ENTRIES :

The Government expenditure can be classified according to (i) the economic character of the expenditures and receipts on salaries and allowances, goods and services, maintenance, capital formation, loans, and advances, transfers, etc. and (ii) the purpose it serves, such as, health, education, defense, social security & welfare services, etc. The classification used in former is known as "**Economic Classification**" and that in latter is known as the "**Purpose Classification**". Purpose classification is only done for expenditure items. These two are combined to get "**Economic-cum-Purpose Classification**".

The combination of Economic and Purpose Classification, explains how expenditure for a particular purpose is divided between different economic categories and vice-versa. The adoption of Economic-cum-Purpose classification during the course of budget analysis gives a meaningful presentation of the government's spending and help to draw logical conclusions about the same.

The Need of Economic Classification :

The Financial Statement and the Demands for Grants in a Government Budget are drawn up in accordance with the provision of the Constitution and the needs of Legislative control. The expenditure in the Government Budget is generally classified department-wise in order to secure legislative control, administrative accountability, booking and auditing of any act of spending. Though the Budget is divided into revenue and capital accounts, many items of consumption expenditure are included in the capital account and vice versa. Moreover, these magnitudes shown in the Budget are too detailed and scattered and not necessarily based on distinctions and grouping required for understanding the economic significance of various items of revenue and expenditure. For instance, from the study of Budget documents as they are, it is not possible to get a clear idea of capital formation out of budgetary resources, saving of the Government draft made by the Government on various resources of the economy and Government's contribution to the generation of State Income. The Government's transactions are significant only in terms of such items and so, they have to be sorted out, reclassified and re-grouped into meaningful economic categories.

It is designed to obtain the kind of information on Government transactions, which are required for determining aggregates of national income and expenditure and for tracing their inter-relationships with other major sectors of the economy. The Government sector is, however, important enough by itself to justify the analysis of its transactions and study their economic impact. This is particularly true for a country like India where the Government plays a predominant role in all spheres of economy. The importance of economic classification, therefore, need not be over emphasised.

Item-list for Economic Classification :

TABLE 3

Sl. No.	SNA Description	Economic Code	Definition
Receipts			
1	Capital Transfers	Captng	Capital Transfers, Non-government/Individuals
2	Commercial Receipts	Cr	Commercial Receipt
3	Current Transfers	Tc	Transfers, Central Government
4		Ts	Transfers, State Governments
5		Tl	Transfers, Local Authorities
6		Tn	Transfers, Non-Profit Institutions
7		Tf	Transfers, Foreign Governments
8	Other Receipts	F	Withdrawal from Funds
9		Dt	Direct Taxes
10		Mr	Fees and Miscellaneous Receipts
11		It	Indirect Taxes
12		Ssh	Sale, Second Hand Assets
13		Sl	Sale, Land
14		Sfa	Sale, Financial Assets
15	Pension Receipts	Pn	Pension Contribution
16	Property Income	Into	Interests, Non-Government Bodies
17		Intf	Interest, Foreign Government/Organisations
18		Intc	Interest, Central Government
19		Ints	Interests, State Governments
20		Intl	Interests, Local Bodies
21		Pr	Property Receipts

Expenditure			
22	Advances	Ang	Advances, Non-government Organisations
23		Af	Advances Foreign Countries /Organisations
24		Al	Advances, Local Authorities
25	Capital Transfers	Capti	Capital Transfers to Individuals
26		Captp	Capital Transfers to Private Institutions
27		Capta	Capital Transfers to Autonomous Bodies
28		Captst	Capital Transfers to State Government
29		Captl	Capital Transfers to Local Authorities
30		Captf	Capital Transfers to Foreign Countries/Organisations
31	Compensation of Employees	S	Salaries
32		W	Wages
33		A	Allowances
34		Bcs	Social (Cash) Benefits
35		Bco	Others (Cash) Benefits
36		Bk	Benefits in Kind
37		P1	Pension Payments
38		P2	Employers' Contributions to Pension Fund
39	Current Transfers	Ti	Transfers to Individuals
40		Tp	Transfers to Private Institutions
41		Ta	Transfers to Autonomous Bodies
42		Tk	Transfers in kind
43		Tc	Transfer to Centre
44		Ts	Transfer to State
45		Tl	Transfer to Local Bodies
46		Tf	Transfer to Foreign
47	Financial Assets	Pfa	Purchase of Financial Assets
48	Gross Capital Formation	Psh	Purchase of Second Hand Assets
49		Pl	Purchase of Land
50		Stof	Change in stock of Food
51		Stoi	Change in stock of Inventory
52	Gross Fixed Capital Formation	Bo	Expenditure on Construction of Buildings
53		Ro	Expenditure on Construction of Road
54		Co	Expenditure on Construction of Other Capital
55		Tro	Expenditure on Purchase of Transport
56		Mo	Expenditure on Purchase of Machinery
57		So	Expenditure on Purchase of Software
58		Cao	Expenditure on acquiring Cultivated Assets
59		Aso	Expenditure on acquiring Animal Stock
60	Intermediate Consumption	G	Purchase of Goods & Services
61		Bm	Maintenance of Buildings
62		Rm	Maintenance of Roads
63		Cm	Maintenance of Other Construction
64	Property Income	Intl	Interest to Local Authorities
65		Into	Interests to Non-Government Bodies
66		Intf	Interest to Foreign Government/Organisations
67		Intc	Interest to Central Government
68		Ints	Interests to State Governments
69	Subsidies	Sub	Subsidies

For DCUs expenditure, the above economic codes will be written with "D" prefix. Therefore, "S"

denotes salary for administration and "DS" denotes salary for DCU. Similar logic follows for other economic codes except current/capital transfers and subsidies. DCUs have some additional economic codes. These codes have been given below :

TABLE 4

Departmental Commercial Undertaking (DCU)			
Sl. No.	SNA Description	Economic Code	Definition
1	Gross Capital Formation	DCi	DCU Change in Stock
2	Property Income	Dr	Rent, DCU
3	Property Income	Dint	DCU, Commercial Interest
4	Consumption of Fixed Capital	Dp	Depreciation

The Need of Purpose Classification :

Entire government expenditure is recorded annually in the budget documents issued by the Central and States Governments. The arrangement with regard to the presentation of the expenditure in the budgets is generally in accordance with the requirements of the legislative control, administrative accountability and auditing.

The budgets are presented under a few standard account heads of the functional character of the expenditure such as education, health, agriculture, industry and defence etc. The expenditure shown under these account heads are not strictly in accordance with the principles of purpose classification. There are various account heads which pertain to so many purpose categories such as Public Works Department, Community Development, National Extension Services, and Cooperation etc. The expenditures under these heads are not confined to any purpose category. In other words, there may be more than one purpose classification under one head. It becomes, therefore, essential to classify expenditure under each head according to purpose.

The purpose classification show how expenditure for a particular purpose, say, health is divided among different economic categories and it also shows how expenditure in a particular economic category, say, capital formation, is allocated to different purposes or types of public services provided.

The purpose of the government expenditure might be of two types (i) long term and (ii) short term. Long term expenditure might be aimed at tackling the problem of unemployment, economic development of the country and expected to bring about certain fundamental changes in the structure in the economy. The short term expenditure is intended to achieve immediate objectives of expenditure incurred with regard to health, defence, education, social welfare and economic services etc.. The aim of the purpose classification is to classify expenditures in accordance with the immediate or short term social needs of the country.

Item-List for Purpose Classification :

TABLE 5

Sl. No.	Code	Description
	1	General Public Services
	1.1	General Administration, External affairs, Public Order & Safety

1	1. 1.1	Public Order & safety
2	1.1.2	Planning & Statistical Activities
3	1.1.3	General Administration, External affairs, Public Order & Safety, n.e.c
4	1.2	General Research
5	2	Defence
	3	Education
	3.1	Administration, Regulation & Research
6	3.1.1	Primary Education
7	3.1.2	Secondary Education
8	3.1.3	Higher Secondary and University Education
9	3.1.4	Other Educational Administration n.e.c.
	3.2	Education Services n.e.c.
10	3.2.1	Primary Education
11	3.2.2	Secondary Education
12	3.2.3	Higher Secondary and University Education
13	3.2.4	Education Services n.e.c.
	4	Health Affairs and Services
	4.1	Administration, Regulation and Research
14	4.1.1	Allopathic
15	4.1.2	Homeopathic
16	4.1.3	Ayurvedic
17	4.1.4	Unani
18	4.1.5	Other Medical Administration n.e.c.
	4.2	Health Services
19	4.2.1	Allopathic
20	4.2.2	Homeopathic
21	4.2.3	Ayurvedic
22	4.2.4	Unani
23	4.2.5	Other Medical Services
	5	Social Security and Welfare Affairs and Services
24	5.1	Social Security Affairs and Services
25	5.2	Welfare affairs and Services
26	5.3	Social Security and Welfare Affairs Services n.e.c.
	6	Housing and Community Amenity Affairs and Services
27	6.1	Housing and Community Services
28	6.2	Sanitary affairs Services
29	6.3	Housing and Community Amenity Affairs and Services n.e.c.
	7	Cultural, Recreational and Religious Affairs and Services
30	7.1	Art and Cultural Affairs Services
31	7.2	Recreational and Sporting Services
32	7.3	Tourism Affairs and Services
33	7.4	Cultural, Recreational and Religious Affairs Services n.e.c.
	8	Economic Affairs and Services
34	8.1	General Administration, Regulation and Research
35	8.2	Agriculture, Forestry, Fishing and Hunting
36	8.3	Mining, Manufacturing and Construction
	8.4	Electricity, Gas, Steam and Other Sources of Energy
37	8.4.1	Electricity, Gas and Steam
38	8.4.2	Atomic Energy
39	8.4.3	Non-Conventional Sources of Energy
40	8.5	Water Supply

	8.6	Transport and Communication
41	8.6.1	Road Transport
42	8.6.2	Water Transport
43	8.6.3	Air Transport
44	8.6.4	Transport and Communication n.e.c.
45	8.7	Other Economic Services
	9	Environmental Protection
46	9.1	Waste Management
47	9.2	Waste Water Management
48	9.3	Prevention and Control of Pollution
49	9.4	Environmental Research & Education
50	9.5	Environmental Protection n.e.c.
	10	Relief on Calamities and Other Misc. Services
51	10.1	Relief on Calamities
52	10.2	Other Miscellaneous Services
	0.0	Others (It is not a valid code. It is used for entering data in the software, where purpose code is not given, e.g. DCU)

Note :

n.e.c = Not Elsewhere Classified

RATIOS FOR SOME OF THE MAJOR SCHEMES AND PROGRAMMES :

TABLE 6

Sl. No.	Scheme/Programme	Classification to be used
1.	Jawahar Rojgar Yojana	Captlb (80%) and Capti (20%)
2.	Indira Awaas Yojana	Bo (100%)
3.	Million Well Scheme	Co (100%)
4.	Integrated Waste Land Development Programme	-d o-
5.	Barron Land Development Programme	-d o-
6.	Desert Land Development Programme	-d o-
7.	Drought Prone Areas Dev. Programme	-d o-
8.	Minimum Needs Programme	Bo (20%), Ro (40%), Co (40%)
9.	Food for Work Programme	-d o-
10.	Assured Village Employment Programme	-d o-
11.	National Malaria Eradication Programme	G (95%) and S (5%)
12.	National Dengue Control Programme	-d o-
13.	National Leprosy Control Programme	-d o-
14.	Sarva Shiksha Abhiyan	S (95%) and G (5%)
15.	Operation Black Board Scheme	-d o-
16.	Education Guarantee Scheme	-d o-
17.	Integrated Rural Energy Programme	Mo (80%) and Co (20%)
18.	Sampoorna Grameen Rojgar Yojana	Capti (80%) and Ti (20%)

19.	Employment Assurance Scheme	-d o-
20.	Swarnajayanti Gram Swarajgar Yojana	-d o-
21.	Modernisation	Mo (70%), S (10%), G (5%), Bo/Co (15%)
22.	Strengthening of Systems	S (70%) and G (30%)
23.	DRDA Grant	Bo (20%), Ro (40%), Co (40%)
24.	Grant to Panchayat, etc. (A/C Head 3604)	Tlb (100%)
25.	Current Expenditure on Establishment Charges in Accountable Heads of the Public Department	90% Salaries & Wages, 10% G
26.	MPLAD Scheme	50% State, 50% Local Bodies in State/LB Bo (20%), Ro (40%), Co (40%)

PART - A

ECONOMIC CLASSIFICATION

THE SET OF ACCOUNTS

TABLE 1A					
Income Outlay Account of Administrative Departments (Rs. in Lakhs)					
State : Mizoram (Actuals)					
2010-2011					
Receipt			Expenditure		
1. Income from Entrepreneurship and Property	2272		1. Total Consumption Expenditure		206294
1.1 Profits	134		1.1 Compensation of Employees		170682
1.2 Income from Property	2138		a) Wages & Salaries		147491
1.2.1 Net Interest Received	1271		b) Pension		23191
a) Public Authorities	1271		1.2 Net Purchases of Commodities and Services		35612
i) Centre			a) Purchases		26572
ii) States	1271		b) Maintenance		18800
iii) Local Authorities	0		c) Less Sales		9760
b) Foreign			2. Benefits		7324
c) From other Sectors	0		3. Net Interest Paid to		10558
1.2.2 Other Property Receipts	867		3.1 Public Authorities		10558
2. Total Tax Revenue	73345		a) Centre		
2.1 Total Direct Taxes	60385		b) States		10558
a) Corporation Tax	23094		c) Local Authorities		0
b) Land Revenue	433		3.2 Foreign Agencies		0
c) Other Direct Taxes	36858		3.3 Others		0
2.2 Total Indirect Taxes	12960		3.4 Less Commercial Interest		0
a) Customs	0		4. Subsidies		32120
b) Excise, Central	0		5. Total Current Transfers to (Other than Inter-Government)		32989
c) Excise, States	239		5.1 Other Sectors		32989
d) Sales Tax	10470		5.2 Foreign		0

e) Service Tax	0	6. Total Inter-Government Transfers		19550
f) Stamps & Registration	0	6.1 Current to		19550
g) Other Taxes and Duties	2251	a) Centre		
3. Fees & Miscellaneous Receipts	951	b) States		0
4. Total Transfers from Public Authorities	250715	c) Local Authorities		19550
4.1 Centre	250715	6.2 Capital to		0
4.2 States	0	a) Centre		
4.3 Local Authorities	0	b) States		0
		c) Local Authorities		0
Total Receipts (1+2+3+4)	327283	7. Total Current Expenditure (1+3+4+5+6)		301511
		8. Surplus on Current Account		25772
This account was generated on: 11/12/2012 at 10:20:28 AM				

TABLE 1B				
Income Outlay Account of Administrative Departments (Rs. in Lakhs)				
State : Mizoram (Actuals)				
2011-2012				
Receipt		Expenditure		
1. Income from Entrepreneurship and Property	2327	1. Total Consumption Expenditure		219096
1.1 Profits	0	1.1 Compensation of Employees		171183
1.2 Income from Property	2327	a) Wages & Salaries		143756
1.2.1 Net Interest Received	1560	b) Pension		27427
a) Public Authorities	0	c) CFC		
i) Centre		1.2 Net Purchases of Commodities and Services		47913
ii) States	0	a) Purchases		29453
iii) Local Authorities	0	b) Maintenance		21106
b) Foreign		c) Less Sales		2646
c) From other Sectors	1560	2. Benefits		6375
1.2.2 Other Property Receipts	767	3. Net Interest Paid to		27379
2. Total Tax Revenue	100645	3.1 Public Authorities		0
2.1 Total Direct Taxes	49444	a) Centre		
a) Corporation Tax	31868	b) States		0
b) Land Revenue	252	c) Local Authorities		0
c) Other Direct Taxes	17324	3.2 Foreign Agencies		0
2.2 Total Indirect Taxes	51201	3.3 Others		27379
a) Customs	14706	3.4 Less Commercial Interest		0
b) Excise, Central	9383	4. Subsidies		26607
c) Excise, States	231	5. Total Current Transfers to (Other than Inter-Government)		50665
d) Sales Tax	14216	5.1 Other Sectors		50665
e) Service Tax	9497	5.2 Foreign		0

f) Stamps & Registration	69	6. Total Inter-Government Transfers	22347
g) Other Taxes and Duties	3099	6.1 Current to	22347
3. Fees & Miscellaneous Receipts	45	a) Centre	
4. Total Transfers from Public Authorities	283733	b) States	30
4.1 Centre	283733	c) Local Authorities	22317
4.2 States	0	6.2 Capital to	0
4.3 Local Authorities	0	a) Centre	
		b) States	0
Total Receipts (1+2+3+4)	386750	c) Local Authorities	0
		7. Total Current Expenditure (1+3+4+5+6)	346094
		8. Surplus on Current Account	40656
This account was generated on: 5/27/2014 at 11:20:28 AM			

TABLE 2		
Production Account of Departmental Enterprises		
State : Mizoram	2010-2011 Actuals	2011-2012 Actuals
Items	Rs. in Lakhs	Rs. in Lakhs
Expenditure :		
1. Purchase of Commodities & Services (including Maintenance)	19780	19463
2. Compensation of Employees	11893	13334
3. Interest	0	0
4. Consumption of Fixed Capital	0	0
5. Profits	134	0
Total Expenditure	31807	32797
Receipts :		
6. Sales	460	11617
7. Imputed Irrigation Subsidy	31904	26433
Total Receipts	32364	38050
This account was manually-calculated		

TABLE 3			
<u>Capital Finance Account of Public Authorities (Rs. in Lakhs)</u>			
Administration and Enterprises			
State : Mizoram (Actuals)			
		2010-2011	2011-2012
I. Expenditure			
Administration			
1. Capital Outlay		42829	46724
2. Net Purchase of Physical Assets		0	0
2.1 Second Hand Assets		0	0
2.2 Land		0	0
3. Change in Stock		10527	0
3.1 Inventory		10527	0
3.2 Others		0	0
4. Capital Transfers		6071	4651
4.1 for Capital Formation		6071	4651
4.2 for Others			
5. Total (1 to 4)		59427	51375
Enterprises			
6. Capital Outlay		14164	7582
7. Net Purchase of Physical Assets		0	0
7.1 Second Hand Assets		0	0
7.2 Land		0	0
8. Change in Stock		0	0
9. Total (6 to 8)		14164	7582
Total Expenditure (5 + 9)		73591	58957
II. Receipts			
11. Surplus on Current Account		25772	40656
12. Consumption of Fixed Capital		0	0

13. Foreign Grants		0	0
14. Net Budgetary Borrowing		56728	29092
14.1 At Home		56728	29092
14.2 From Abroad			
15 Other Liabilities		-8909	-10791
15.1 Net Extra Budgetary Borrowing		-7158	-10691
15.2 less Net Purchase of Financial Assets		1751	100
16. Total Receipts (11 to 15)		73591	58957
2010-2011 account was generated on : 11/12/2012 at 10:20:33 AM			
2011-2012 account was generated on : 5/27/2014 at 11:23:04 AM			

SOME SIGNIFICANT MAGNITUDES

TABLE 4		
Total Expenditure by Type of Expenditure		
State : Mizoram	2010-2011 Actuals	2011-2012 Actuals
Items	Rs. in Lakhs	Rs. in Lakhs
1. Final Outlays	263287	273402
a) Government Consumption Expenditure	206294	219096
b) Gross Capital Formation	56993	54306
c) Acquisition of Fixed Assets	0	0
2. Transfer Payments to the rest of the Economy	101288	131649
a) Current Transfers	95217	126998
b) Capital Transfers	6071	4651
3. Financial Investments and Loans to the rest of the Economy	2987	3352
Total Expenditure	367562	408403
This account was manually-calculated		

TABLE 5		
Current Receipts of the State Government		
State : Mizoram	2010-2011 Actuals	2011-2012 Actuals
Items	Rs. in Lakhs	Rs. in Lakhs
1. Tax Receipts	73345	100645
2. Income from Entrepreneurship & Property	2272	2327
3. Fees & Miscellaneous Receipts	951	45
4. Revenue Grants from Government of India	250715	283733
Total Current Receipts	327283	386750
This account was manually-calculated		

TABLE 6		
Current Outgoings of the State Government		
State : Mizoram	2010-2011 Actuals	2011-2012 Actuals
Items	Rs. in Lakhs	Rs. in Lakhs
1. Consumption Expenditure	206294	219096
2. Transfer Payments	104275	135001
Total Current Outgoings	310569	354097
This account was manually-calculated		

TABLE 7		
Net Surplus of Departmental Enterprises		
State : Mizoram	2010-2011 Actuals	2011-2012 Actuals
Items	Rs. in Lakhs	Rs. in Lakhs
1. Gross Receipts	32364	38050
2. Operating Expenses	32230	38050
Net Surplus	134	0
This account was manually-calculated		

TABLE 8A				
Estimates of Net Product from Public Administration (Rs. in Lakhs)				
State : Mizoram (Actuals)	2010-2011			
Item	Salary	Pension	Others	Total
1. Total	136509	23191	10982	170682
2. Construction (Repaire & Maintenance)	6334	1076	380	7790
3. Water Supply	3121	530	210	3861
4. Other Services	45440	7719	1369	54528
I. (a) Education (3.2)	41665	7078	1263	50006
(b) Medical & Public Health (4.2)	3775	641	106	4522
(c) Sanitaion	0	0	0	0
II. Autonomous Bodies	0	0	0	0
5. Sub Total (2 to 4)	54895	9325	1959	66179
6. Public Administration & Defence (1-5)	81614	13866	9023	104503
This account was generated on: 11/12/2012 at 10:20:56 AM				

TABLE 8B	
Estimates of Net Product from Public Administration (Rs. in Lakhs)	
State : Mizoram (Actuals)	2011-2012

Item	Salary	Pension	Others	Total
1. Total	132962	27427	10794	171183
2. Construction (Repaire & Maintenance)	6216	1282	519	8017
3. Water Supply	2990	617	198	3805
4. Other Services	51368	10596	1530	63494
I. (a) Education (3.2)	41424	8545	1024	50993
(b) Medical & Public Health (4.2)	9944	2051	506	12501
(c) Sanitaion	0	0	0	0
II. Autonomous Bodies				0
5. Sub Total (2 to 4)	60574	12495	2247	75316
6. Public Administration & Defence (1-5)	72388	14932	8547	95867
This account was generated on: 5/27/2014 at 11:28:46 AM				

TABLE 9				
Borrowing Account (Rs. in Lakhs)				
State : Mizoram (Actuals)	2010-2011		2011-2012	
Items	Receipt	Expenditure	Receipt	Expenditure
A. Revenue and Capital Account	337472	387042	401181	421869
I. Borrowing at Home				
1. Internal Debt	51028	23409	44347	26827
2. Small Savings, Provident Fund etc.	51105	21996	38737	27165
3. Other Debt				
Total	102133	45405	83084	53992
Net Receipts (I)	56728		29092	
II. Borrowing Abroad				
1. External Debt			0	0
2. Other Debt				
Total	0	0	0	0
Net Receipts (II)	0		0	
III. Extra Budgetary Receipts & Adjustments				
1. Loans from Government of India	325	2307	2228	1797
2. Loans and Advances from States Government	2596	2987	2780	3352
3. InterState Settlement	0	0	0	0
4. Contingency Fund	0	0	0	0
5. Reserve Funds	2391	2828	3340	3328
6. Deposits & Advances	80611	47646	74656	77899
7. Suspense and Miscellaneous	1888818	1856156	2388700	2343327
8. Remittances	148524	152107	152676	146974
9. Cash Balance	-13087	53305	53305	109412
10. Funds Revenue Account	0	0	0	2287
11. Funds Commercial Account		0		0

Total	2110178		2117336	2677685		2688376
Net Receipts (III)	-7158			-10691		
Check	Total excluding Funds	2549783		2549783	3161950	3161950
	Difference (Receipt - Expenditure)		0		0	
2010-2011 account was generated on : 11/12/2012 at 10:20:20 AM						
2011-2012 account was generated on : 5/27/2014 at 11:17:11 AM						

SUBSIDIARY TABLES

TABLE 10A															
Domestic Product by Industry of Origin and Factor Income (DCUs) [Rs. in Lakhs]															
State : Mizoram (Actuals)	2010-2011														
Industry	TSW	Benefits	Purchases	B m	R m	Cm	Rent	Inte rest	Deprici a tion	Profits	Sales	Subsidy	Total Receipts	Net Product	Gross Product
1. Agriculture (Irrigation)	641	31	109	1	0	31	0	0	0	0	0	813	813	672	672
2. Forests	3910	174	4242	3	0	2024	0	0	0	0	240	10113	10353	4084	4084
3. Manufacturing	883	17	46	37	0	0	0	0	0	0	86	897	983	900	900
4. Electricity	6459	260	9227	34	0	4101	0	0	0	0	0	20081	20081	6719	6719
5. Other Transport	0	0	0	0	0	0	0	0	0	134	134	0	134	134	134
5.1 Ports, Pilotages & Light Houses	0	0	0	0	0	0	0	0	0	0	0	0	0	0	0
5.2 Civil Aviation	0	0	0	0	0	0	0	0	0	134	134	0	134	134	134
5.3 Other (Road & Water Transport)	0	0	0	0	0	0	0	0	0	0	0	0	0	0	0
6. Trade & Hotels	0	0	0	0	0	0	0	0	0	0	0	0	0	0	0
7. Communication	0	0	0	0	0	0	0	0	0	0	0	0	0	0	0
8. Other Services	0	0	0	0	0	0	0	0	0	0	0	0	0	0	0
9. Total	11893	482	13624	75	0	6156	0	0	0	134	460	31904	32364	12509	12509
This account was generated on: 11/12/2012 at 10:20:47 AM															

TABLE 10B															
Domestic Product by Industry of Origin and Factor Income (DCUs) [Rs. in Lakhs]															
State : Mizoram (Actuals)	2011-2012														
Industry	TS W	Benefi ts	Purchas es	Bm	R m	C m	Ren t	Intere st	Depriciati on	Profit s	Sales	Subsid y	Total Receip ts	Net Produ ct	Gross Produ ct
1. Agriculture (Irrigation)	647	53	151	0	0	10 1	0	0	0	0	10	942	952	700	700
2. Forests	3401	230	304	0	0	41	0	0	0	0	319	3657	3976	3631	3631
3. Manufacturing	632	17	132	16	0	0	0	0	0	0	27	770	797	649	649
4. Electricity	6653	335	18454	450 2	0	0	0	0	0	0	1095 2	18992	29944	6988	6988
5. Other Transport	2001	51	280	47	2	0	0	0	0	0	309	2072	2381	2052	2052
5.1 Ports, Pilotages & Light Houses	0	0	0	0	0	0	0	0	0	0	0	0	0	0	0
5.2 Civil Aviation	74	2	29	12	0	0	0	0	0	0	89	28	117	76	76
5.3 Other (Road & Water Transport)	1927	49	251	35	2	0	0	0	0	0	220	2044	2264	1976	1976
6. Trade & Hotels	0	0	0	0	0	0	0	0	0	0	0	0	0	0	0
7. Communication	0	0	0	0	0	0	0	0	0	0	0	0	0	0	0
8. Other Services	0	0	0	0	0	0	0	0	0	0	0	0	0	0	0
9. Total	1333 4	686	19321	456 5	2	14 2	0	0	0	0	1161 7	26433	38050	14020	14020
This account was generated on: 5/27/2014 at 11:25:53 AM															

TABLE 11A												
Capital Formation by type of asset and Industry of use (Administration) [Rs. in Lakhs]												
State : Mizoram (Actuals)	2010-2011											
	Building s	Roads & Bridge s	Other Capita l Outla y	Transpor t Equipme nt	Machiner y	Softwar e	Cultivate d Assets	Anima l Stock	Total New Outla y	Net Purchas e of Second Hand Assets	Chang e in Stock	Gross Capital Formatio n
1. Total	11315	16120	11434	2085	1875	0	0	0	42829	0	10527	53356
2. Construction					55	0	0	0	55	0	3	58
3. Water Supply	0	0	4435	110	0	0	0	0	4545	0	0	4545
4. Other Services	2169	0	0	35	399	0	0	0	2603	0	0	2603
I. a)Education (3.2)	2164	0	0	33	303	0	0	0	2500	0	0	2500
b)Medical & Public Health (4.2)	5	0	0	2	96	0	0	0	103	0	0	103
c)Sanitaion	0	0	0	0	0	0	0	0	0	0	0	0
II. Autonomous Bodies	0	0	0	0	0	0	0	0	0	0	0	0
5. Sub Total (2 to 4)	2169	0	4435	145	454	0	0	0	7203	0	3	7206
6. Public Administration & Defence (1-5)	9146	16120	6999	1940	1421	0	0	0	35626	0	10524	46150
This account was generated on: 11/12/2012 at 10:21:10 AM												

TABLE 11B												
Capital Formation by type of asset and Industry of use (Administration) [Rs. in Lakhs]												
State : Mizoram (Actuals)	2011-2012											
	Buildin gs	Roads & Bridge s	Other Capit al Outla y	Transpor t Equipme nt	Machine ry	Softwar e	Cultivate d Assets	Anim al Stock	Total New Outla y	Net Purchas e of Second Hand Assets	Chang e in Stock	Gross Capital Formatio n
1. Total	18214	13899	10596	2228	1787	0	0	0	46724	0	0	46724
2. Construction					31	0	0	0	31	0	0	31
3. Water Supply	0	0	4390	111	0	0	0	0	4501	0	0	4501
4. Other Services	252	0	0	38	867	0	0	0	1157	0	0	1157
I. a)Education (3.2)	0	0	0	13	290	0	0	0	303	0	0	303
b)Medical & Public Health (4.2)	252	0	0	25	577	0	0	0	854	0	0	854
c)Sanitaion	0	0	0	0	0	0	0	0	0	0	0	0
II. Autonomous Bodies									0			0
5. Sub Total (2 to 4)	252	0	4390	149	898	0	0	0	5689	0	0	5689
6. Public Administration & Defence (1-5)	17962	13899	6206	2079	889	0	0	0	41035	0	0	41035
This account was generated on: 5/27/2014 at 11:31:34 AM												

TABLE 12A												
Capital Formation by type of asset and Industry of use (DCU) [Rs. in Lakhs]												
State : Mizoram (Actuals)	2010-2011											
	Building s	Roads & Bridge s	Other Capita l Outlay	Transport Equipmen t	Machiner y	Soft war e	Cultivate d Assets	Anima l Stock	Total New Outla y	Net Purchas e of Second Hand Assets	Chang e in Stock	Gross Capital Formatio n
1. Agriculture	0	0	5777	2	0	0	0	0	5779	0	0	5779
2. Forests	0	0	446	2	43	0	0	0	491	0	0	491
3. Manufacturing	0	0	0	5	12	0	0	0	17	0	0	17
4. Electricity	0	0	7778	99	0	0	0	0	7877	0	0	7877
5. Other Transports	0	0	0	0	0	0	0	0	0	0	0	0
5.1 Ports, Pilotages & Light Houses	0	0	0	0	0	0	0	0	0	0	0	0
5.2 Civil Aviation	0	0	0	0	0	0	0	0	0	0	0	0
5.3 Others (Road & Water Transport)	0	0	0	0	0	0	0	0	0	0	0	0
6. Communication	0	0	0	0	0	0	0	0	0	0	0	0
7. Trade & Hotels	0	0	0	0	0	0	0	0	0	0	0	0
8. Other Services	0	0	0	0	0	0	0	0	0	0	0	0
9. Total	0	0	14001	108	55	0	0	0	14164	0	0	14164
This account was generated on: 11/12/2012 at 10:21:02 AM												

TABLE 12B												
Capital Formation by type of asset and Industry of use (DCU) [Rs. in Lakhs]												
State : Mizoram (Actuals)	2011-2012											
	Building s	Roads & Bridge s	Other Capit al Outla y	Transpor t Equipme nt	Machiner y	Softwar e	Cultivate d Assets	Anim al Stock	Total New Outla y	Net Purchas e of Second Hand Assets	Chang e in Stock	Gross Capital Formatio n
1. Agriculture	0	0	0	5	0	0	0	0	5	0	0	5
2. Forests	0	0	0	7	0	0	0	0	7	0	0	7
3. Manufacturing	0	0	0	0	347	0	0	0	347	0	0	347
4. Electricity	0	0	6904	119	0	0	0	0	7023	0	0	7023
5. Other Transports	1	0	0	195	4	0	0	0	200	0	0	200
5.1 Ports, Pilotages & Light Houses	0	0	0	0	0	0	0	0	0	0	0	0
5.2 Civil Aviation	0	0	0	0	0	0	0	0	0	0	0	0
5.3 Others (Road & Water Transport)	1	0	0	195	4	0	0	0	200	0	0	200
6. Communication	0	0	0	0	0	0	0	0	0	0	0	0
7. Trade & Hotels	0	0	0	0	0	0	0	0	0	0	0	0
8. Other Services	0	0	0	0	0	0	0	0	0	0	0	0
9. Total	1	0	6904	326	351	0	0	0	7582	0	0	7582
This account was generated on: 5/27/2014 at 11:30:32 AM												

TABLE 13A																
Current Expenditure of Departmental Undertakings (Rs. in Lakhs)																
State : Mizoram (Actuals)	2010-2011															
Industry	Account	DS	Pension	TSW	Benefits	DG	DBm	DRm	DCm	DR	DInt	Dp	Total Expenditure	Receipts	Surplus	Imputed Subsidy
Forests	Total	2986	507	3910	174	4242	3	0	2024	0	0	0	10353	240	-10113	10113
	2406	2986	507	3910	174	4242	3	0	2024	0	0	0	10353	240	-10113	
	2551	0	0	0	0	0	0	0	0	0	0	0	0	0	0	
Roads & Water Transport	Total	0	0	0	0	0	0	0	0	0	0	0	0	0	0	0
	3055	0	0	0	0	0	0	0	0	0	0	0	0	0	0	
	3056	0	0	0	0	0	0	0	0	0	0	0	0	0	0	
	3052	0	0	0	0	0	0	0	0	0	0	0	0	0	0	
	3075	0	0	0	0	0	0	0	0	0	0	0	0	0	0	
Ports & Pilotages	3051	0	0	0	0	0	0	0	0	0	0	0	0	0	0	0
Civil Aviation	3053	0	0	0	0	0	0	0	0	0	0	0	0	134	134	0
Manufacturing	Total	729	124	883	17	46	37	0	0	0	0	0	983	86	-897	897
	2039	0	0	0	0	0	0	0	0	0	0	0	0	0	0	
	2046	0	0	0	0	0	0	0	0	0	0	0	0	0	0	
	2047	0	0	0	0	0	0	0	0	0	0	0	0	0	0	
	2058	729	124	883	17	46	37	0	0	0	0	0	983	86	-897	
	2079	0	0	0	0	0	0	0	0	0	0	0	0	0	0	

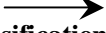
TABLE 13A																
Current Expenditure of Departmental Undertakings (Rs. in Lakhs)																
State : Mizoram (Actuals)	2010-2011															
Industry	Account	DS	Pension	TSW	Benefits	DG	DBm	DRm	DCm	DR	DInt	Dp	Total Expen diture	Receipts	Industry	Industry
	2202	0	0	0	0	0	0	0	0	0	0	0	0	0	0	
	2404	0	0	0	0	0	0	0	0	0	0	0	0	0	0	
	2851	0	0	0	0	0	0	0	0	0	0	0	0	0	0	
	2852	0	0	0	0	0	0	0	0	0	0	0	0	0	0	
	2853	0	0	0	0	0	0	0	0	0	0	0	0	0	0	
	2875	0	0	0	0	0	0	0	0	0	0	0	0	0	0	
Electricity	2801	5521	938	6459	260	9227	34	0	4101	0	0	0	20081	0	-20081	20081
Irrigation	Total	534	91	641	31	109	1	0	31	0	0	0	813	0	-813	813
	2700	0	0	0	0	0	0	0	0	0	0	0	0	0	0	
	2701	0	0	0	0	0	0	0	1	0	0	0	1	0	-1	
	2702	534	91	641	31	109	1	0	30	0	0	0	812	0	-812	
Trade & Hotels	2075	0	0	0	0	0	0	0	0	0	0	0	0	0	0	0
Communication	3275	0	0	0	0	0	0	0	0	0	0	0	0	0	0	0
Other Services	2221	0	0	0	0	0	0	0	0	0	0	0	0	0	0	0
Grand Total		9770	1660	11893	482	13624	75	0	6156	0	0	0	32230	460	-31770	31904
This account was generated on: 11/12/2012 at 10:20:41 AM																


TABLE 13B																
Current Expenditure of Departmental Undertakings (Rs. in Lakhs)																
State : Mizoram (Actuals)	2011-2012															
Industry	Account t	DS	Pensio n	TS W	Benefit s	DG	DB m	DR m	DC m	D R	DIn t	D p	Total Expenditur e	Receipt s	Surplu s	Impute d Subsidy
Forests	Total	2688	554	3401	230	304	0	0	41	0	0	0	3976	319	-3657	3657
	2406	2688	554	3401	230	304	0	0	41	0	0	0	3976	319	-3657	
	2551	0	0	0	0	0	0	0	0	0	0	0	0	0	0	
Roads & Water Transport	Total	1574	324	1926	49	251	35	2	0	0	0	0	2263	220	-2043	2043
	3055	1544	318	1890	49	244	35	0	0	0	0	0	2218	220	-1998	
	3056	30	6	36	0	7	0	2	0	0	0	0	45	0	-45	
	3052	0	0	0	0	0	0	0	0	0	0	0	0	0	0	
	3075	0	0	0	0	0	0	0	0	0	0	0	0	0	0	
Ports & Pilotages	3051	0	0	0	0	0	0	0	0	0	0	0	0	0	0	0
Civil Aviation	3053	49	10	74	2	29	12	0	0	0	0	0	117	89	-28	28
Manufacturing	Total	524	108	632	17	132	16	0	0	0	0	0	797	27	-770	770
	2039	0	0	0	0	0	0	0	0	0	0	0	0	0	0	
	2046	0	0	0	0	0	0	0	0	0	0	0	0	0	0	
	2047	0	0	0	0	0	0	0	0	0	0	0	0	0	0	
	2058	524	108	632	17	132	16	0	0	0	0	0	797	0	-797	
	2079	0	0	0	0	0	0	0	0	0	0	0	0	0	0	
	2202	0	0	0	0	0	0	0	0	0	0	0	0	0	0	
	2404	0	0	0	0	0	0	0	0	0	0	0	0	0	0	
	2851	0	0	0	0	0	0	0	0	0	0	0	0	27	27	
	2852	0	0	0	0	0	0	0	0	0	0	0	0	0	0	
	2853	0	0	0	0	0	0	0	0	0	0	0	0	0	0	
	2875	0	0	0	0	0	0	0	0	0	0	0	0	0	0	

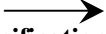
TABLE 13B																
Current Expenditure of Departmental Undertakings (Rs. in Lakhs)																
State : Mizoram (Actuals)	2011-2012															
Electricity	2801	5515	1138	6653	335	18454	4502	0	0	0	0	0	29944	10952	-18992	18992
Irrigation	Total	516	106	647	53	151	0	0	101	0	0	0	952	10	-942	942
	2700	0	0	0	0	0	0	0	0	0	0	0	0	0	0	
	2701	0	0	0	0	0	0	0	0	0	0	0	0	0	0	
	2702	516	106	647	53	151	0	0	101	0	0	0	952	10	-942	
Trade & Hotels	2075	0	0	0	0	0	0	0	0	0	0	0	0	0	0	0
Communication	3275	0	0	0	0	0	0	0	0	0	0	0	0	0	0	0
Other Services	2221	0	0	0	0	0	0	0	0	0	0	0	0	0	0	0
Grand Total		10866	2240	13333	686	19321	4565	2	142	0	0	0	38049	11617	-26432	26432
This account was generated on: 5/27/2014 at 11:24:16 AM																


PART – B


ECONOMIC-CUM-PURPOSE CLASSIFICATION

Economic-cum-Purpose Classification of State Budget (Mizoram)/2010-2011 Actuals							
Purpose Code	Economic Classification 	S	W	A	Bcs	Bco	Bk
	Purpose Classification ▼						
1	General Public Services	47768	2108	0	3305	0	175
1.1	General Administration, External affairs, Public Order & Safety	47664	2101	0	3298	0	175
1.1.1	Public Order & safety	30870	1005	0	1267	0	160
1.1.2	Planning & Statistical Activities	867	199	0	38	0	0
1.1.3	General Administration, External affairs, Public Order & Safety, n.e.c	15927	897	0	1993	0	15
1.2	General Research	104	7	0	7	0	0
2	Defence						
3	Education	43621	481	0	1422	0	0
3.1	Administration, Regulation & Research	1956	420	0	220	0	0
3.1.1	Primary Education	921	416	0	68	0	0
3.1.2	Secondary Education	306	0	0	6	0	0
3.1.3	Higher Secondary and University Education	183	4	0	140	0	0
3.1.4	Other Educational Administration n.e.c.	546	0	0	6	0	0
3.2	Education Services n.e.c.	41665	61	0	1202	0	0
3.2.1	Primary Education	11124	0	0	363	0	0
3.2.2	Secondary Education	21216	4	0	519	0	0
3.2.3	Higher Secondary and University Education	8041	41	0	252	0	0
3.2.4	Education Services n.e.c.	1284	16	0	68	0	0
4	Health Affairs and Services	12434	58	0	592	0	0
4.1	Administration, Regulation and Research	8659	58	0	486	0	0
4.1.1	Allopathic	8620	58	0	486	0	0
4.1.2	Homoepathic						
4.1.3	Ayurvedic						
4.1.4	Unani						
4.1.5	Other Medical Administration n.e.c.	39	0	0	0	0	0
4.2	Health Services	3775	0	0	106	0	0
4.2.1	Allopathic	3382	0	0	99	0	0
4.2.2	Homoepathic	393	0	0	7	0	0


Economic-cum-Purpose Classification of State Budget (Mizoram)/ 2010-2011 Actuals							
Purpose Code	Economic Classification 	P1	P2	Net G	Bm	Cm	Rm
	Purpose Classification ▼						
1	General Public Services	24954	0	8505	951	709	0
1.1	General Administration, External affairs, Public Order & Safety	24954	0	8463	939	709	0
1.1.1	Public Order & safety	0	0	3330	437	0	0
1.1.2	Planning & Statistical Activities	0	0	732	21	0	0
1.1.3	General Administration, External affairs, Public Order & Safety, n.e.c	24954	0	4401	481	709	0
1.2	General Research	0	0	42	12	0	0
2	Defence						
3	Education	0	0	1277	207	0	0
3.1	Administration, Regulation & Research	0	0	266	28	0	0
3.1.1	Primary Education	0	0	136	22	0	0
3.1.2	Secondary Education	0	0	33	0	0	0
3.1.3	Higher Secondary and University Education	0	0	26	6	0	0
3.1.4	Other Educational Administration n.e.c.	0	0	71	0	0	0
3.2	Education Services n.e.c.	0	0	1011	179	0	0
3.2.1	Primary Education	0	0	6	0	0	0
3.2.2	Secondary Education	0	0	40	7	0	0
3.2.3	Higher Secondary and University Education	0	0	487	165	0	0
3.2.4	Education Services n.e.c.	0	0	478	7	0	0
4	Health Affairs and Services	0	0	1660	709	0	0
4.1	Administration, Regulation and Research	0	0	1379	448	0	0
4.1.1	Allopathic	0	0	1337	448	0	0
4.1.2	Homoepathic						
4.1.3	Ayurvedic						
4.1.4	Unani						
4.1.5	Other Medical Administration n.e.c.	0	0	42	0	0	0
4.2	Health Services	0	0	281	261	0	0
4.2.1	Allopathic	0	0	276	261	0	0
4.2.2	Homoepathic	0	0	5	0	0	0
Economic-cum-Purpose Classification of State Budget (Mizoram)/ 2010-2011 Actuals							



Purpose Code	Economic Classification 	Subsidy	Ti	Tp	Ta	Bo	Ro
	Purpose Classification ▼						
1	General Public Services	0	734	0	0	2433	0
1.1	General Administration, External affairs, Public Order & Safety	0	620	0	0	2433	0
1.1.1	Public Order & safety	0	141	0	0	1640	0
1.1.2	Planning & Statistical Activities	0	0	0	0	0	0
1.1.3	General Administration, External affairs, Public Order & Safety, n.e.c	0	479	0	0	793	0
1.2	General Research	0	114	0	0	0	0
2	Defence						
3	Education	0	4583	0	0	2164	0
3.1	Administration, Regulation & Research	0	2261	0	0	0	0
3.1.1	Primary Education	0	2215	0	0	0	0
3.1.2	Secondary Education	0	0	0	0	0	0
3.1.3	Higher Secondary and University Education	0	0	0	0	0	0
3.1.4	Other Educational Administration n.e.c.	0	46	0	0	0	0
3.2	Education Services n.e.c.	0	2322	0	0	2164	0
3.2.1	Primary Education	0	50	0	0	0	0
3.2.2	Secondary Education	0	274	0	0	0	0
3.2.3	Higher Secondary and University Education	0	1927	0	0	2164	0
3.2.4	Education Services n.e.c.	0	71	0	0	0	0
4	Health Affairs and Services	0	1468	0	0	5	0
4.1	Administration, Regulation and Research	0	1310	0	0	0	0
4.1.1	Allopathic	0	1310	0	0	0	0
4.1.2	Homoepathic						
4.1.3	Ayurvedic						
4.1.4	Unani						
4.1.5	Other Medical Administration n.e.c.	0	0	0	0	0	0
4.2	Health Services	0	158	0	0	5	0
4.2.1	Allopathic	0	158	0	0	5	0
4.2.2	Homoepathic	0	0	0	0	0	0

Economic-cum-Purpose Classification of State Budget (Mizoram)/ 2010-2011 Actuals							
Purpose Code	Economic Classification 	Co	Tro	Mo	So	Cao	Aso
	Purpose Classification ▼						
1	General Public Services	0	1118	1082	0	0	0
1.1	General Administration, External affairs, Public Order & Safety	0	1118	1075	0	0	0
1.1.1	Public Order & safety	0	955	1000	0	0	0
1.1.2	Planning & Statistical Activities	0	0	0	0	0	0
1.1.3	General Administration, External affairs, Public Order & Safety, n.e.c	0	163	75	0	0	0
1.2	General Research	0	0	7	0	0	0
2	Defence						
3	Education	0	35	303	0	0	0
3.1	Administration, Regulation & Research	0	2	0	0	0	0
3.1.1	Primary Education	0	0	0	0	0	0
3.1.2	Secondary Education	0	0	0	0	0	0
3.1.3	Higher Secondary and University Education	0	2	0	0	0	0
3.1.4	Other Educational Administration n.e.c.	0	0	0	0	0	0
3.2	Education Services n.e.c.	0	33	303	0	0	0
3.2.1	Primary Education	0	0	0	0	0	0
3.2.2	Secondary Education	0	0	0	0	0	0
3.2.3	Higher Secondary and University Education	0	25	3	0	0	0
3.2.4	Education Services n.e.c.	0	8	300	0	0	0
4	Health Affairs and Services	0	37	338	0	0	0
4.1	Administration, Regulation and Research	0	35	242	0	0	0
4.1.1	Allopathic	0	35	242	0	0	0
4.1.2	Homoepathic						
4.1.3	Ayurvedic						
4.1.4	Unani						
4.1.5	Other Medical Administration n.e.c.	0	0	0	0	0	0
4.2	Health Services	0	2	96	0	0	0
4.2.1	Allopathic	0	2	96	0	0	0
4.2.2	Homoepathic	0	0	0	0	0	0


Economic-cum-Purpose Classification of State Budget (Mizoram)/ 2010-2011 Actuals							
Purpose Code	Economic Classification 	Psh	Pl	Stof	Stoi	Pfa	Capti
	Purpose Classification ▼						
1	General Public Services	0	0	0	3	1650	0
1.1	General Administration, External affairs, Public Order & Safety	0	0	0	3	1650	0
1.1.1	Public Order & safety	0	0	0	0	0	0
1.1.2	Planning & Statistical Activities	0	0	0	0	0	0
1.1.3	General Administration, External affairs, Public Order & Safety, n.e.c	0	0	0	3	1650	0
1.2	General Research	0	0	0	0	0	0
2	Defence						
3	Education	0	0	0	0	0	0
3.1	Administration, Regulation & Research	0	0	0	0	0	0
3.1.1	Primary Education	0	0	0	0	0	0
3.1.2	Secondary Education	0	0	0	0	0	0
3.1.3	Higher Secondary and University Education	0	0	0	0	0	0
3.1.4	Other Educational Administration n.e.c.	0	0	0	0	0	0
3.2	Education Services n.e.c.	0	0	0	0	0	0
3.2.1	Primary Education	0	0	0	0	0	0
3.2.2	Secondary Education	0	0	0	0	0	0
3.2.3	Higher Secondary and University Education	0	0	0	0	0	0
3.2.4	Education Services n.e.c.	0	0	0	0	0	0
4	Health Affairs and Services	0	0	0	0	0	0
4.1	Administration, Regulation and Research	0	0	0	0	0	0
4.1.1	Allopathic	0	0	0	0	0	0
4.1.2	Homoepathic						
4.1.3	Ayurvedic						
4.1.4	Unani						
4.1.5	Other Medical Administration n.e.c.	0	0	0	0	0	0
4.2	Health Services	0	0	0	0	0	0
4.2.1	Allopathic	0	0	0	0	0	0
4.2.2	Homoepathic	0	0	0	0	0	0


Economic-cum-Purpose Classification of State Budget (Mizoram)/ 2010-2011 Actuals							
Purpose Code	<div> <div></div> <div>→</div> </div> Economic Classification	Captp	Capta	Capt	Captl	Captf	Into
	Purpose Classification ▼						
1	General Public Services	0	0	0	0	0	0
1.1	General Administration, External affairs, Public Order & Safety	0	0	0	0	0	0
1.1.1	Public Order & safety	0	0	0	0	0	0
1.1.2	Planning & Statistical Activities	0	0	0	0	0	0
1.1.3	General Administration, External affairs, Public Order & Safety, n.e.c	0	0	0	0	0	0
1.2	General Research	0	0	0	0	0	0
2	Defence						
3	Education	0	0	0	0	0	0
3.1	Administration, Regulation & Research	0	0	0	0	0	0
3.1.1	Primary Education	0	0	0	0	0	0
3.1.2	Secondary Education	0	0	0	0	0	0
3.1.3	Higher Secondary and University Education	0	0	0	0	0	0
3.1.4	Other Educational Administration n.e.c.	0	0	0	0	0	0
3.2	Education Services n.e.c.	0	0	0	0	0	0
3.2.1	Primary Education	0	0	0	0	0	0
3.2.2	Secondary Education	0	0	0	0	0	0
3.2.3	Higher Secondary and University Education	0	0	0	0	0	0
3.2.4	Education Services n.e.c.	0	0	0	0	0	0
4	Health Affairs and Services	0	0	0	0	0	0
4.1	Administration, Regulation and Research	0	0	0	0	0	0
4.1.1	Allopathic	0	0	0	0	0	0
4.1.2	Homoepathic						
4.1.3	Ayurvedic						
4.1.4	Unani						
4.1.5	Other Medical Administration n.e.c.	0	0	0	0	0	0
4.2	Health Services	0	0	0	0	0	0
4.2.1	Allopathic	0	0	0	0	0	0
4.2.2	Homoepathic	0	0	0	0	0	0

Economic-cum-Purpose Classification of State Budget (Mizoram)/ 2010-2011 Actuals							
Purpose Code	Economic Classification 	Intf	Intc	Ints	F	Intl	Ts
	Purpose Classification ▼						
1	General Public Services	0	0	10558	0	0	0
1.1	General Administration, External affairs, Public Order & Safety	0	0	10558	0	0	0
1.1.1	Public Order & safety	0	0	0	0	0	0
1.1.2	Planning & Statistical Activities	0	0	0	0	0	0
1.1.3	General Administration, External affairs, Public Order & Safety, n.e.c	0	0	10558	0	0	0
1.2	General Research	0	0	0	0	0	0
2	Defence						
3	Education	0	0	0	0	0	0
3.1	Administration, Regulation & Research	0	0	0	0	0	0
3.1.1	Primary Education	0	0	0	0	0	0
3.1.2	Secondary Education	0	0	0	0	0	0
3.1.3	Higher Secondary and University Education	0	0	0	0	0	0
3.1.4	Other Educational Administration n.e.c.	0	0	0	0	0	0
3.2	Education Services n.e.c.	0	0	0	0	0	0
3.2.1	Primary Education	0	0	0	0	0	0
3.2.2	Secondary Education	0	0	0	0	0	0
3.2.3	Higher Secondary and University Education	0	0	0	0	0	0
3.2.4	Education Services n.e.c.	0	0	0	0	0	0
4	Health Affairs and Services	0	0	0	0	0	0
4.1	Administration, Regulation and Research	0	0	0	0	0	0
4.1.1	Allopathic	0	0	0	0	0	0
4.1.2	Homoepathic						
4.1.3	Ayurvedic						
4.1.4	Unani						
4.1.5	Other Medical Administration n.e.c.	0	0	0	0	0	0
4.2	Health Services	0	0	0	0	0	0
4.2.1	Allopathic	0	0	0	0	0	0
4.2.2	Homoepathic	0	0	0	0	0	0

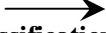
Economic-cum-Purpose Classification of State Budget (Mizoram)/ 2010-2011 Actuals							
Purpose Code	Economic Classification 	TI	Tf	Ang	Alb	Total	% to Total
	Purpose Classification 						
1	General Public Services	1830	0	2272	0	110155	30.85
1.1	General Administration, External affairs, Public Order & Safety	1830	0	2272	0	109862	30.76
1.1.1	Public Order & safety	0	0	0	0	40805	11.43
1.1.2	Planning & Statistical Activities	0	0	0	0	1857	0.52
1.1.3	General Administration, External affairs, Public Order & Safety, n.e.c	1830	0	2272	0	67200	18.82
1.2	General Research	0	0	0	0	293	0.08
2	Defence					0	0.00
3	Education	0	0	0	0	54093	15.15
3.1	Administration, Regulation & Research	0	0	0	0	5153	1.44
3.1.1	Primary Education	0	0	0	0	3778	1.06
3.1.2	Secondary Education	0	0	0	0	345	0.10
3.1.3	Higher Secondary and University Education	0	0	0	0	361	0.10
3.1.4	Other Educational Administration n.e.c.	0	0	0	0	669	0.19
3.2	Education Services n.e.c.	0	0	0	0	48940	13.70
3.2.1	Primary Education	0	0	0	0	11543	3.23
3.2.2	Secondary Education	0	0	0	0	22060	6.18
3.2.3	Higher Secondary and University Education	0	0	0	0	13105	3.67
3.2.4	Education Services n.e.c.	0	0	0	0	2232	0.63
4	Health Affairs and Services	0	0	0	0	17301	4.84
4.1	Administration, Regulation and Research	0	0	0	0	12617	3.53
4.1.1	Allopathic	0	0	0	0	12536	3.51
4.1.2	Homoepathic					0	0.00
4.1.3	Ayurvedic					0	0.00
4.1.4	Unani					0	0.00
4.1.5	Other Medical Administration n.e.c.	0	0	0	0	81	0.02
4.2	Health Services	0	0	0	0	4684	1.31
4.2.1	Allopathic	0	0	0	0	4279	1.20
4.2.2	Homoepathic	0	0	0	0	405	0.11

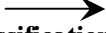
Economic-cum-Purpose Classification of State Budget (Mizoram)/ 2010-2011 Actuals							
Purpose Code	Economic Classification	S	W	A	Bcs	Bco	Bk
	Purpose Classification ▼						
4.2.3	Ayurvedic						
4.2.4	Unani						
4.2.5	Other Medical Services						
5	Social Security and Welfare Affairs and Services	2417	41	0	311	0	0
5.1	Social Security Affairs and Services						
5.2	Welfare affairs and Services	2417	41	0	311	0	0
5.3	Social Security and Welfare Affairs Services n.e.c.						
6	Housing and Community Amenity Affairs and Services	2526	207	0	154	0	0
6.1	Housing and Community Services	2158	130	0	128	0	0
6.2	Sanitary affairs Services	368	77	0	26	0	0
6.3	Housing and Community Amenity Affairs and Services n.e.c.						
7	Cultural, Recreational and Religious Affairs Services	5105	146	0	171	0	0
7.1	Art and Cultural Affairs Services	4371	15	0	92	0	0
7.2	Recreational and Sporting Services	538	50	0	43	0	0
7.3	Tourism Affairs and Services	196	81	0	36	0	0
7.4	Cultural, Recreational and Religious Affairs Services n.e.c.						
8	Economic Affairs and Services	22558	610	0	1152	0	31
8.1	General Administration, Regulation and Research	678	19	0	56	0	0
8.2	Agriculture, Forestry, Fishing and Hunting	7318	362	0	381	0	0
8.3	Mining, Manufacturing and Construction	3569	156	0	114	0	0
8.4	Electricity, Gas, Steam and Other Sources of Energy	0	0	0	0	0	0
8.4.1	Electricity, Gas and Steam						
8.4.2	Atomic Energy						
8.4.3	Non-Conventional Sources of Energy	0	0	0	0	0	0
8.5	Water Supply	3121	0	0	210	0	0
8.6	Transport and Communication	6063	41	0	262	0	0
8.6.1	Road Transport	6010	30	0	255	0	0
8.6.2	Water Transport	0	0	0	0	0	0
8.6.3	Air Transport	53	11	0	7	0	0
8.6.4	Transport and Communication n.e.c.						

Economic-cum-Purpose Classification of State Budget (Mizoram)/ 2010-2011 Actuals							
Purpose Code	Economic Classification 	P1	P2	Net G	Bm	Cm	P1
	Purpose Classification ▼						
4.2.3	Ayurvedic						
4.2.4	Unani						
4.2.5	Other Medical Services						
5	Social Security and Welfare Affairs and Services	0	0	4319	2119	0	0
5.1	Social Security Affairs and Services						
5.2	Welfare affairs and Services	0	0	4319	2119	0	0
5.3	Social Security and Welfare Affairs Services n.e.c.						
6	Housing and Community Amenity Affairs and Services	0	0	1158	2142	0	0
6.1	Housing and Community Services	0	0	1101	2120	0	0
6.2	Sanitary affairs Services	0	0	57	22	0	0
6.3	Housing and Community Amenity Affairs and Services n.e.c.						
7	Cultural, Recreational and Religious Affairs Services	0	0	993	109	0	0
7.1	Art and Cultural Affairs Services	0	0	153	5	0	0
7.2	Recreational and Sporting Services	0	0	582	63	0	0
7.3	Tourism Affairs and Services	0	0	258	41	0	0
7.4	Cultural, Recreational and Religious Affairs Services n.e.c.						
8	Economic Affairs and Services	0	0	7898	6766	4154	0
8.1	General Administration, Regulation and Research	0	0	119	16	0	0
8.2	Agriculture, Forestry, Fishing and Hunting	0	0	4041	3775	236	0
8.3	Mining, Manufacturing and Construction	0	0	551	89	43	0
8.4	Electricity, Gas, Steam and Other Sources of Energy	0	0	50	0	0	0
8.4.1	Electricity, Gas and Steam						
8.4.2	Atomic Energy						
8.4.3	Non-Conventional Sources of Energy	0	0	50	0	0	0
8.5	Water Supply	0	0	488	2760	3875	0
8.6	Transport and Communication	0	0	518	46	0	0
8.6.1	Road Transport	0	0	373	34	0	0
8.6.2	Water Transport	0	0	0	0	0	0
8.6.3	Air Transport	0	0	145	12	0	0
8.6.4	Transport and Communication n.e.c.						


Economic-cum-Purpose Classification of State Budget (Mizoram)/ 2010-2011 Actuals							
Purpose Code	Economic Classification 	P1	P2	Net G	Bm	Cm	Rm
	Purpose Classification ▼						
4.2.3	Ayurvedic						
4.2.4	Unani						
4.2.5	Other Medical Services						
5	Social Security and Welfare Affairs and Services	0	0	4319	2119	0	0
5.1	Social Security Affairs and Services						
5.2	Welfare affairs and Services	0	0	4319	2119	0	0
5.3	Social Security and Welfare Affairs Services n.e.c.						
6	Housing and Community Amenity Affairs and Services	0	0	1158	2142	0	0
6.1	Housing and Community Services	0	0	1101	2120	0	0
6.2	Sanitary affairs Services	0	0	57	22	0	0
6.3	Housing and Community Amenity Affairs and Services n.e.c.						
7	Cultural, Recreational and Religious Affairs Services	0	0	993	109	0	0
7.1	Art and Cultural Affairs Services	0	0	153	5	0	0
7.2	Recreational and Sporting Services	0	0	582	63	0	0
7.3	Tourism Affairs and Services	0	0	258	41	0	0
7.4	Cultural, Recreational and Religious Affairs Services n.e.c.						
8	Economic Affairs and Services	0	0	7898	6766	4154	934
8.1	General Administration, Regulation and Research	0	0	119	16	0	0
8.2	Agriculture, Forestry, Fishing and Hunting	0	0	4041	3775	236	7
8.3	Mining, Manufacturing and Construction	0	0	551	89	43	0
8.4	Electricity, Gas, Steam and Other Sources of Energy	0	0	50	0	0	0
8.4.1	Electricity, Gas and Steam						
8.4.2	Atomic Energy						
8.4.3	Non-Conventional Sources of Energy	0	0	50	0	0	0
8.5	Water Supply	0	0	488	2760	3875	0
8.6	Transport and Communication	0	0	518	46	0	927
8.6.1	Road Transport	0	0	373	34	0	927
8.6.2	Water Transport	0	0	0	0	0	0
8.6.3	Air Transport	0	0	145	12	0	0
8.6.4	Transport and Communication n.e.c.						

Economic-cum-Purpose Classification of State Budget (Mizoram)/ 2010-2011 Actuals							
Purpose Code	<div> <div></div> <div>→</div> </div> Economic Classification	Subsidy	Ti	Tp	Ta	Bo	Ro
	Purpose Classification ▼						
4.2.3	Ayurvedic						
4.2.4	Unani						
4.2.5	Other Medical Services						
5	Social Security and Welfare Affairs and Services	0	2941	0	0	0	0
5.1	Social Security Affairs and Services						
5.2	Welfare affairs and Services	0	2941	0	0	0	0
5.3	Social Security and Welfare Affairs Services n.e.c.						
6	Housing and Community Amenity Affairs and Services	0	1186	0	0	3109	400
6.1	Housing and Community Services	0	1186	0	0	3109	400
6.2	Sanitary affairs Services	0	0	0	0	0	0
6.3	Housing and Community Amenity Affairs and Services n.e.c.						
7	Cultural, Recreational and Religious Affairs Services	0	1114	0	0	2005	0
7.1	Art and Cultural Affairs Services	0	68	0	0	20	0
7.2	Recreational and Sporting Services	0	1041	0	0	0	0
7.3	Tourism Affairs and Services	0	5	0	0	1985	0
7.4	Cultural, Recreational and Religious Affairs Services n.e.c.						
8	Economic Affairs and Services	12039	20926	7	0	1599	15720
8.1	General Administration, Regulation and Research	0	76	0	0	0	0
8.2	Agriculture, Forestry, Fishing and Hunting	11142	18903	7	0	959	0
8.3	Mining, Manufacturing and Construction	897	1921	0	0	0	0
8.4	Electricity, Gas, Steam and Other Sources of Energy	0	11	0	0	0	0
8.4.1	Electricity, Gas and Steam						
8.4.2	Atomic Energy						
8.4.3	Non-Conventional Sources of Energy	0	11	0	0	0	0
8.5	Water Supply	0	0	0	0	0	0
8.6	Transport and Communication	0	15	0	0	630	15720
8.6.1	Road Transport	0	15	0	0	630	15720
8.6.2	Water Transport	0	0	0	0	0	0
8.6.3	Air Transport	0	0	0	0	0	0
8.6.4	Transport and Communication n.e.c.						

Economic-cum-Purpose Classification of State Budget (Mizoram)/ 2010-2011 Actuals							
Purpose Code	Economic Classification 	Co	Tro	Mo	So	Cao	Aso
	Purpose Classification ▼						
4.2.3	Ayurvedic						
4.2.4	Unani						
4.2.5	Other Medical Services						
5	Social Security and Welfare Affairs and Services	0	42	1	0	0	0
5.1	Social Security Affairs and Services						
5.2	Welfare affairs and Services	0	42	1	0	0	0
5.3	Social Security and Welfare Affairs Services n.e.c.						
6	Housing and Community Amenity Affairs and Services	3300	103	12	0	0	0
6.1	Housing and Community Services	3300	45	11	0	0	0
6.2	Sanitary affairs Services	0	58	1	0	0	0
6.3	Housing and Community Amenity Affairs and Services n.e.c.						
7	Cultural, Recreational and Religious Affairs Services	811	17	1	0	0	0
7.1	Art and Cultural Affairs Services	0	7	1	0	0	0
7.2	Recreational and Sporting Services	811	8	0	0	0	0
7.3	Tourism Affairs and Services	0	2	0	0	0	0
7.4	Cultural, Recreational and Religious Affairs Services n.e.c.						
8	Economic Affairs and Services	7323	733	137	0	0	0
8.1	General Administration, Regulation and Research	0	0	27	0	0	0
8.2	Agriculture, Forestry, Fishing and Hunting	998	81	35	0	0	0
8.3	Mining, Manufacturing and Construction	310	12	36	0	0	0
8.4	Electricity, Gas, Steam and Other Sources of Energy	0	0	0	0	0	0
8.4.1	Electricity, Gas and Steam						
8.4.2	Atomic Energy						
8.4.3	Non-Conventional Sources of Energy	0	0	0	0	0	0
8.5	Water Supply	4435	110	0	0	0	0
8.6	Transport and Communication	1580	530	39	0	0	0
8.6.1	Road Transport	1369	530	39	0	0	0
8.6.2	Water Transport	211	0	0	0	0	0
8.6.3	Air Transport	0	0	0	0	0	0
8.6.4	Transport and Communication n.e.c.						

Economic-cum-Purpose Classification of State Budget (Mizoram)/ 2010-2011 Actuals							
Purpose Code	Economic Classification 	Psh	Pl	Stof	Stoi	Pfa	Capti
	Purpose Classification ▼						
4.2.3	Ayurvedic						
4.2.4	Unani						
4.2.5	Other Medical Services						
5	Social Security and Welfare Affairs and Services	0	0	0	0	0	0
5.1	Social Security Affairs and Services						
5.2	Welfare affairs and Services	0	0	0	0	0	0
5.3	Social Security and Welfare Affairs Services n.e.c.						
6	Housing and Community Amenity Affairs and Services	0	0	0	0	0	6071
6.1	Housing and Community Services	0	0	0	0	0	6071
6.2	Sanitary affairs Services	0	0	0	0	0	0
6.3	Housing and Community Amenity Affairs and Services n.e.c.						
7	Cultural, Recreational and Religious Affairs Services	0	0	0	0	0	0
7.1	Art and Cultural Affairs Services	0	0	0	0	0	0
7.2	Recreational and Sporting Services	0	0	0	0	0	0
7.3	Tourism Affairs and Services	0	0	0	0	0	0
7.4	Cultural, Recreational and Religious Affairs Services n.e.c.						
8	Economic Affairs and Services	0	0	0	10524	101	0
8.1	General Administration, Regulation and Research	0	0	0	0	0	0
8.2	Agriculture, Forestry, Fishing and Hunting	0	0	0	0	52	0
8.3	Mining, Manufacturing and Construction	0	0	0	0	49	0
8.4	Electricity, Gas, Steam and Other Sources of Energy	0	0	0	0	0	0
8.4.1	Electricity, Gas and Steam						
8.4.2	Atomic Energy						
8.4.3	Non-Conventional Sources of Energy	0	0	0	0	0	0
8.5	Water Supply	0	0	0	0	0	0
8.6	Transport and Communication	0	0	0	0	0	0
8.6.1	Road Transport	0	0	0	0	0	0
8.6.2	Water Transport	0	0	0	0	0	0
8.6.3	Air Transport	0	0	0	0	0	0
8.6.4	Transport and Communication n.e.c.						

Economic-cum-Purpose Classification of State Budget (Mizoram)/ 2010-2011 Actuals							
Purpose Code	Economic Classification →	Captp	Capta	Captb	Captl	Captf	Into
	Purpose Classification ▼						
4.2.3	Ayurvedic						
4.2.4	Unani						
4.2.5	Other Medical Services						
5	Social Security and Welfare Affairs and Services	0	0	0	0	0	0
5.1	Social Security Affairs and Services						
5.2	Welfare affairs and Services	0	0	0	0	0	0
5.3	Social Security and Welfare Affairs Services n.e.c.						
6	Housing and Community Amenity Affairs and Services	0	0	0	0	0	0
6.1	Housing and Community Services	0	0	0	0	0	0
6.2	Sanitary affairs Services	0	0	0	0	0	0
6.3	Housing and Community Amenity Affairs and Services n.e.c.						
7	Cultural, Recreational and Religious Affairs Services	0	0	0	0	0	0
7.1	Art and Cultural Affairs Services	0	0	0	0	0	0
7.2	Recreational and Sporting Services	0	0	0	0	0	0
7.3	Tourism Affairs and Services	0	0	0	0	0	0
7.4	Cultural, Recreational and Religious Affairs Services n.e.c.						
8	Economic Affairs and Services	0	0	0	0	0	0
8.1	General Administration, Regulation and Research	0	0	0	0	0	0
8.2	Agriculture, Forestry, Fishing and Hunting	0	0	0	0	0	0
8.3	Mining, Manufacturing and Construction	0	0	0	0	0	0
8.4	Electricity, Gas, Steam and Other Sources of Energy	0	0	0	0	0	0
8.4.1	Electricity, Gas and Steam						
8.4.2	Atomic Energy						
8.4.3	Non-Conventional Sources of Energy	0	0	0	0	0	0
8.5	Water Supply	0	0	0	0	0	0
8.6	Transport and Communication	0	0	0	0	0	0
8.6.1	Road Transport	0	0	0	0	0	0
8.6.2	Water Transport	0	0	0	0	0	0
8.6.3	Air Transport	0	0	0	0	0	0
8.6.4	Transport and Communication n.e.c.						

Economic-cum-Purpose Classification of State Budget (Mizoram)/ 2010-2011 Actuals							
Purpose Code	Economic Classification 	Intf	Intc	Ints	F	Intl	Ts
	Purpose Classification ▼						
4.2.3	Ayurvedic						
4.2.4	Unani						
4.2.5	Other Medical Services						
5	Social Security and Welfare Affairs and Services	0	0	0	0	0	0
5.1	Social Security Affairs and Services						
5.2	Welfare affairs and Services	0	0	0	0	0	0
5.3	Social Security and Welfare Affairs Services n.e.c.						
6	Housing and Community Amenity Affairs and Services	0	0	0	0	0	0
6.1	Housing and Community Services	0	0	0	0	0	0
6.2	Sanitary affairs Services	0	0	0	0	0	0
6.3	Housing and Community Amenity Affairs and Services n.e.c.						
7	Cultural, Recreational and Religious Affairs Services	0	0	0	0	0	0
7.1	Art and Cultural Affairs Services	0	0	0	0	0	0
7.2	Recreational and Sporting Services	0	0	0	0	0	0
7.3	Tourism Affairs and Services	0	0	0	0	0	0
7.4	Cultural, Recreational and Religious Affairs Services n.e.c.						
8	Economic Affairs and Services	0	0	0	0	0	0
8.1	General Administration, Regulation and Research	0	0	0	0	0	0
8.2	Agriculture, Forestry, Fishing and Hunting	0	0	0	0	0	0
8.3	Mining, Manufacturing and Construction	0	0	0	0	0	0
8.4	Electricity, Gas, Steam and Other Sources of Energy	0	0	0	0	0	0
8.4.1	Electricity, Gas and Steam						
8.4.2	Atomic Energy						
8.4.3	Non-Conventional Sources of Energy	0	0	0	0	0	0
8.5	Water Supply	0	0	0	0	0	0
8.6	Transport and Communication	0	0	0	0	0	0
8.6.1	Road Transport	0	0	0	0	0	0
8.6.2	Water Transport	0	0	0	0	0	0
8.6.3	Air Transport	0	0	0	0	0	0
8.6.4	Transport and Communication n.e.c.						

Economic-cum-Purpose Classification of State Budget (Mizoram)/ 2010-2011 Actuals							
Purpose Code	<div> <div>→</div> Economic Classification </div>	Tl	Tf	Ang	Alb	Total	% to Total
	Purpose Classification ▼						
4.2.3	Ayurvedic					0	0.00
4.2.4	Unani					0	0.00
4.2.5	Other Medical Services					0	0.00
5	Social Security and Welfare Affairs and Services	17720	0	0	0	29911	8.38
5.1	Social Security Affairs and Services					0	0.00
5.2	Welfare affairs and Services	17720	0	0	0	29911	8.38
5.3	Social Security and Welfare Affairs Services n.e.c.					0	0.00
6	Housing and Community Amenity Affairs and Services	0	0	500	0	20868	5.84
6.1	Housing and Community Services	0	0	500	0	20259	5.67
6.2	Sanitary affairs Services	0	0	0	0	609	0.17
6.3	Housing and Community Amenity Affairs and Services n.e.c.					0	0.00
7	Cultural, Recreational and Religious Affairs Services	0	0	0	0	10472	2.93
7.1	Art and Cultural Affairs Services	0	0	0	0	4732	1.33
7.2	Recreational and Sporting Services	0	0	0	0	3136	0.88
7.3	Tourism Affairs and Services	0	0	0	0	2604	0.73
7.4	Cultural, Recreational and Religious Affairs Services n.e.c.					0	0.00
8	Economic Affairs and Services	0	0	215	0	113427	31.76
8.1	General Administration, Regulation and Research	0	0	0	0	991	0.28
8.2	Agriculture, Forestry, Fishing and Hunting	0	0	0	0	48297	13.52
8.3	Mining, Manufacturing and Construction	0	0	164	0	7911	2.22
8.4	Electricity, Gas, Steam and Other Sources of Energy	0	0	0	0	61	0.02
8.4.1	Electricity, Gas and Steam					0	0.00
8.4.2	Atomic Energy					0	0.00
8.4.3	Non-Conventional Sources of Energy	0	0	0	0	61	0.02
8.5	Water Supply	0	0	0	0	14999	4.20
8.6	Transport and Communication	0	0	0	0	26371	7.38
8.6.1	Road Transport	0	0	0	0	25932	7.26
8.6.2	Water Transport	0	0	0	0	211	0.06
8.6.3	Air Transport	0	0	0	0	228	0.06
8.6.4	Transport and Communication n.e.c.					0	0.00

Economic-cum-Purpose Classification of State Budget (Mizoram)/ 2010-2011 Actuals							
Purpose Code	<div> <div></div> <div>→</div> </div> Economic Classification	S	W	A	Bcs	Bco	Bk
	Purpose Classification ▼						
8.7	Other Economic Services	1809	32	0	129	0	31
9	Environmental Protection	0	0	0	0	0	0
9.1	Waste Management						
9.2	Waste Water Management						
9.3	Prevention and Control of Pollution	0	0	0	0	0	0
9.4	Environmental Research & Eduction						
9.5	Environmental Protection n.e.c.						
10	Relief on Calamities	80	7	0	11	0	0
10.1	Relief on Calamities	80	7	0	11	0	0
10.2	Other Miscellaneous Services						
Total		136509	3658	0	7118	0	206
This report was generated on: 11/12/2012 at 10:21:22 AM							

Economic-cum-Purpose Classification of State Budget (Mizoram)/ 2010-2011 Actuals							
Purpose Code	<div> <div></div> <div>→</div> </div> Economic Classification	P1	P2	Net G	Bm	Cm	Rm
	Purpose Classification ▼						
8.7	Other Economic Services	0	0	2131	80	0	0
9	Environmental Protection	0	0	0	0	0	0
9.1	Waste Management						
9.2	Waste Water Management						
9.3	Prevention and Control of Pollution	0	0	0	0	0	0
9.4	Environmental Research & Eduction						
9.5	Environmental Protection n.e.c.						
10	Relief on Calamities	0	0	762	0	0	0
10.1	Relief on Calamities	0	0	762	0	0	0
10.2	Other Miscellaneous Services						
Total		24954	0	26572	13003	4863	934
This report was generated on: 11/12/2012 at 10:21:22 AM							

Economic-cum-Purpose Classification of State Budget (Mizoram)/ 2010-2011 Actuals							
Purpose Code	<div> <div></div> <div>→</div> </div> Economic Classification	Subsidy	Ti	Tp	Ta	Bo	Ro
	Purpose Classification ▼						
8.7	Other Economic Services	0	0	0	0	10	0
9	Environmental Protection	0	30	0	0	0	0
9.1	Waste Management						
9.2	Waste Water Management						
9.3	Prevention and Control of Pollution	0	30	0	0	0	0
9.4	Environmental Research & Eduction						
9.5	Environmental Protection n.e.c.						
10	Relief on Calamities	0	0	0	0	0	0
10.1	Relief on Calamities	0	0	0	0	0	0
10.2	Other Miscellaneous Services						
Total		12039	32982	7	0	11315	16120
This report was generated on: 11/12/2012 at 10:21:22 AM							

Economic-cum-Purpose Classification of State Budget (Mizoram)/ 2010-2011 Actuals							
Purpose Code	<div> <div></div> <div>→</div> </div> Economic Classification	Co	Tro	Mo	So	Cao	Aso
	Purpose Classification ▼						
8.7	Other Economic Services	0	0	0	0	0	0
9	Environmental Protection	0	0	0	0	0	0
9.1	Waste Management						
9.2	Waste Water Management						
9.3	Prevention and Control of Pollution	0	0	0	0	0	0
9.4	Environmental Research & Eduction						
9.5	Environmental Protection n.e.c.						
10	Relief on Calamities	0	0	1	0	0	0
10.1	Relief on Calamities	0	0	1	0	0	0
10.2	Other Miscellaneous Services						
Total		11434	2085	1875	0	0	0
This report was generated on: 11/12/2012 at 10:21:22 AM							

Economic-cum-Purpose Classification of State Budget (Mizoram)/ 2010-2011 Actuals							
Purpose Code	<div> <div></div> <div>→</div> </div> Economic Classification	Psh	Pl	Stof	Stoi	Pfa	Capti
	Purpose Classification ▼						
8.7	Other Economic Services	0	0	0	10524	0	0
9	Environmental Protection	0	0	0	0	0	0
9.1	Waste Management						
9.2	Waste Water Management						
9.3	Prevention and Control of Pollution	0	0	0	0	0	0
9.4	Environmental Research & Eduction						
9.5	Environmental Protection n.e.c.						
10	Relief on Calamities	0	0	0	0	0	0
10.1	Relief on Calamities	0	0	0	0	0	0
10.2	Other Miscellaneous Services						
Total		0	0	0	10527	1751	6071
This report was generated on: 11/12/2012 at 10:21:22 AM							


Economic-cum-Purpose Classification of State Budget (Mizoram)/ 2010-2011 Actuals							
Purpose Code	<div> <div>→</div> Economic Classification </div>	Captp	Capta	Captb	Captl	Captf	Into
	Purpose Classification ▼						
8.7	Other Economic Services	0	0	0	0	0	0
9	Environmental Protection	0	0	0	0	0	0
9.1	Waste Management						
9.2	Waste Water Management						
9.3	Prevention and Control of Pollution	0	0	0	0	0	0
9.4	Environmental Research & Eduction						
9.5	Environmental Protection n.e.c.						
10	Relief on Calamities	0	0	0	0	0	0
10.1	Relief on Calamities	0	0	0	0	0	0
10.2	Other Miscellaneous Services						
Total		0	0	0	0	0	0
This report was generated on: 11/12/2012 at 10:21:22 AM							

Economic-cum-Purpose Classification of State Budget (Mizoram)/ 2010-2011 Actuals							
Purpose Code	<div> <div></div> <div>→</div> </div> Economic Classification	Intf	Intc	Ints	F	Intl	Ts
	Purpose Classification ▼						
8.7	Other Economic Services	0	0	0	0	0	0
9	Environmental Protection	0	0	0	0	0	0
9.1	Waste Management						
9.2	Waste Water Management						
9.3	Prevention and Control of Pollution	0	0	0	0	0	0
9.4	Environmental Research & Eduction						
9.5	Environmental Protection n.e.c.						
10	Relief on Calamities	0	0	0	0	0	0
10.1	Relief on Calamities	0	0	0	0	0	0
10.2	Other Miscellaneous Services						
Total		0	0	10558	0	0	0
This report was generated on: 11/12/2012 at 10:21:22 AM							

Economic-cum-Purpose Classification of State Budget (Mizoram)/ 2010-2011 Actuals							
Purpose Code	<div> <div></div> <div>→</div> </div> Economic Classification	Tl	Tf	Ang	Alb	Total	% to Total
	Purpose Classification ▼						
8.7	Other Economic Services	0	0	51	0	14797	4.14
9	Environmental Protection	0	0	0	0	30	0.01
9.1	Waste Management					0	0.00
9.2	Waste Water Management					0	0.00
9.3	Prevention and Control of Pollution	0	0	0	0	30	0.01
9.4	Environmental Research & Eduction					0	0.00
9.5	Environmental Protection n.e.c.					0	0.00
10	Relief on Calamities	0	0	0	0	861	0.24
10.1	Relief on Calamities	0	0	0	0	861	0.24
10.2	Other Miscellaneous Services						
Total		19550	0	2987	0	357118	100.00
This report was generated on: 11/12/2012 at 10:21:22 AM							

Economic-cum-Purpose Classification of State Budget (Mizoram)/2011-2012 Actuals							
Purpose Code	<div> <div></div> <div>→</div> </div> Economic Classification	S	W	A	Bcs	Bco	Bk
	Purpose Classification ▼						
1	General Public Services	47417	2427	5	2715	0	0
1.1	General Administration, External affairs, Public Order & Safety	47355	2418	5	2712	0	0
1.1.1	Public Order & safety	30693	415	0	1159	0	0
1.1.2	Planning & Statistical Activities	430	0	0	20	0	0
1.1.3	General Administration, External affairs, Public Order & Safety, n.e.c	16232	2003	5	1533	0	0
1.2	General Research	62	9	0	3	0	0
2	Defence						
3	Education	42924	114	0	1143	0	0
3.1	Administration, Regulation & Research	1500	46	0	187	0	0
3.1.1	Primary Education	565	38	0	100	0	0
3.1.2	Secondary Education	549	0	0	53	0	0
3.1.3	Higher Secondary and University Education	195	4	0	21	0	0
3.1.4	Other Educational Administration n.e.c.	191	4	0	13	0	0
3.2	Education Services n.e.c.	41424	68	0	956	0	0
3.2.1	Primary Education	24123	0	0	576	0	0
3.2.2	Secondary Education	10029	28	0	259	0	0
3.2.3	Higher Secondary and University Education	6808	33	0	111	0	0
3.2.4	Education Services n.e.c.	464	7	0	10	0	0
4	Health Affairs and Services	11540	78	0	535	0	0
4.1	Administration, Regulation and Research	1596	2	0	105	0	0
4.1.1	Allopathic	1596	2	0	105	0	0
4.1.2	Homoepathic	0	0	0	0	0	0
4.1.3	Ayurvedic						
4.1.4	Unani						
4.1.5	Other Medical Administration n.e.c.						
4.2	Health Services	9944	76	0	430	0	0
4.2.1	Allopathic	9944	76	0	430	0	0
4.2.2	Homoepathic						


Economic-cum-Purpose Classification of State Budget (Mizoram)/ 2011-2012Actuals							
Purpose Code	<div> <div>→</div> Economic Classification </div>	Pension	COE	P1	P2	Net G	Bm
	Purpose Classification ▼						
1	General Public Services	9781	62345	0	0	5803	2229
1.1	General Administration, External affairs, Public Order & Safety	9768	62258	0	0	5753	2229
1.1.1	Public Order & safety	6331	38598	0	0	2101	1057
1.1.2	Planning & Statistical Activities	89	539	0	0	29	0
1.1.3	General Administration, External affairs, Public Order & Safety, n.e.c	3348	23121	0	0	3623	1172
1.2	General Research	13	87	0	0	50	0
2	Defence						
3	Education	8854	53035	0	0	909	1796
3.1	Administration, Regulation & Research	309	2042	0	0	271	32
3.1.1	Primary Education	117	820	0	0	130	9
3.1.2	Secondary Education	113	715	0	0	188	16
3.1.3	Higher Secondary and University Education	40	260	0	0	63	5
3.1.4	Other Educational Administration n.e.c.	39	247	0	0	-110	2
3.2	Education Services n.e.c.	8545	50993	0	0	638	1764
3.2.1	Primary Education	4976	29675	0	0	76	1728
3.2.2	Secondary Education	2069	12385	0	0	325	5
3.2.3	Higher Secondary and University Education	1404	8356	0	0	178	29
3.2.4	Education Services n.e.c.	96	577	0	0	59	2
4	Health Affairs and Services	2380	14533	0	0	1400	864
4.1	Administration, Regulation and Research	329	2032	0	0	238	4
4.1.1	Allopathic	329	2032	0	0	235	4
4.1.2	Homoepathic	0	0	0	0	3	0
4.1.3	Ayurvedic						
4.1.4	Unani						
4.1.5	Other Medical Administration n.e.c.						
4.2	Health Services	2051	12501	0	0	1162	860
4.2.1	Allopathic	2051	12501	0	0	1162	860
4.2.2	Homoepathic						

Economic-cum-Purpose Classification of State Budget (Mizoram)/ 2011-2012 Actuals								
Purpose Code	Economic Classification 	Cm	Rm	Subsidy	Ti	Tp	Ta	BO
	Purpose Classification ▼							
1	General Public Services	0	0	0	181	0	0	340
1.1	General Administration, External affairs, Public Order & Safety	0	0	0	76	0	0	340
1.1.1	Public Order & safety	0	0	0	0	0	0	340
1.1.2	Planning & Statistical Activities	0	0	0	0	0	0	0
1.1.3	General Administration, External affairs, Public Order & Safety, n.e.c	0	0	0	76	0	0	0
1.2	General Research	0	0	0	105	0	0	0
2	Defence							
3	Education	0	0	0	13172	1	0	15
3.1	Administration, Regulation & Research	0	0	0	196	0	0	15
3.1.1	Primary Education	0	0	0	0	0	0	15
3.1.2	Secondary Education	0	0	0	125	0	0	0
3.1.3	Higher Secondary and University Education	0	0	0	0	0	0	0
3.1.4	Other Educational Administration n.e.c.	0	0	0	71	0	0	0
3.2	Education Services n.e.c.	0	0	0	12976	1	0	0
3.2.1	Primary Education	0	0	0	4839	1	0	0
3.2.2	Secondary Education	0	0	0	3959	0	0	0
3.2.3	Higher Secondary and University Education	0	0	0	4145	0	0	0
3.2.4	Education Services n.e.c.	0	0	0	33	0	0	0
4	Health Affairs and Services	0	0	0	1274	0	0	252
4.1	Administration, Regulation and Research	0	0	0	7	0	0	0
4.1.1	Allopathic	0	0	0	7	0	0	0
4.1.2	Homoepathic	0	0	0	0	0	0	0
4.1.3	Ayurvedic							
4.1.4	Unani							
4.1.5	Other Medical Administration n.e.c.							
4.2	Health Services	0	0	0	1267	0	0	252
4.2.1	Allopathic	0	0	0	1267	0	0	252
4.2.2	Homoepathic							

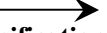
Economic-cum-Purpose Classification of State Budget (Mizoram)/ 2011-2012 Actuals								
Purpose Code	<div> <div>→</div> Economic Classification </div>	RO	Co	Tro	Mo	So	Cao	Aso
	Purpose Classification ▼							
1	General Public Services	1314	0	1672	774	0	0	0
1.1	General Administration, External affairs, Public Order & Safety	1314	0	1672	767	0	0	0
1.1.1	Public Order & safety	0	0	1104	562	0	0	0
1.1.2	Planning & Statistical Activities	0	0	0	0	0	0	0
1.1.3	General Administration, External affairs, Public Order & Safety, n.e.c	1314	0	568	205	0	0	0
1.2	General Research	0	0	0	7	0	0	0
2	Defence							
3	Education	0	0	28	290	0	0	0
3.1	Administration, Regulation & Research	0	0	15	0	0	0	0
3.1.1	Primary Education	0	0	0	0	0	0	0
3.1.2	Secondary Education	0	0	1	0	0	0	0
3.1.3	Higher Secondary and University Education	0	0	14	0	0	0	0
3.1.4	Other Educational Administration n.e.c.	0	0	0	0	0	0	0
3.2	Education Services n.e.c.	0	0	13	290	0	0	0
3.2.1	Primary Education	0	0	0	0	0	0	0
3.2.2	Secondary Education	0	0	0	280	0	0	0
3.2.3	Higher Secondary and University Education	0	0	11	8	0	0	0
3.2.4	Education Services n.e.c.	0	0	2	2	0	0	0
4	Health Affairs and Services	0	0	37	587	0	0	0
4.1	Administration, Regulation and Research	0	0	12	10	0	0	0
4.1.1	Allopathic	0	0	12	10	0	0	0
4.1.2	Homoepathic	0	0	0	0	0	0	0
4.1.3	Ayurvedic							
4.1.4	Unani							
4.1.5	Other Medical Administration n.e.c.							
4.2	Health Services	0	0	25	577	0	0	0
4.2.1	Allopathic	0	0	25	577	0	0	0
4.2.2	Homoepathic							


Economic-cum-Purpose Classification of State Budget (Mizoram)/ 2011-2012 Actuals							
Purpose Code	<div> <div>→</div> Economic Classification </div>	Psh	Pl	Stof	Stoi	Pfa	Capti
	Purpose Classification ▼						
1	General Public Services	0	0	0	0	50	0
1.1	General Administration, External affairs, Public Order & Safety	0	0	0	0	50	0
1.1.1	Public Order & safety	0	0	0	0	0	0
1.1.2	Planning & Statistical Activities	0	0	0	0	0	0
1.1.3	General Administration, External affairs, Public Order & Safety, n.e.c	0	0	0	0	50	0
1.2	General Research	0	0	0	0	0	0
2	Defence						
3	Education	0	0	0	0	0	0
3.1	Administration, Regulation & Research	0	0	0	0	0	0
3.1.1	Primary Education	0	0	0	0	0	0
3.1.2	Secondary Education	0	0	0	0	0	0
3.1.3	Higher Secondary and University Education	0	0	0	0	0	0
3.1.4	Other Educational Administration n.e.c.	0	0	0	0	0	0
3.2	Education Services n.e.c.	0	0	0	0	0	0
3.2.1	Primary Education	0	0	0	0	0	0
3.2.2	Secondary Education	0	0	0	0	0	0
3.2.3	Higher Secondary and University Education	0	0	0	0	0	0
3.2.4	Education Services n.e.c.	0	0	0	0	0	0
4	Health Affairs and Services	0	0	0	0	0	0
4.1	Administration, Regulation and Research	0	0	0	0	0	0
4.1.1	Allopathic	0	0	0	0	0	0
4.1.2	Homoepathic	0	0	0	0	0	0
4.1.3	Ayurvedic						
4.1.4	Unani						
4.1.5	Other Medical Administration n.e.c.						
4.2	Health Services	0	0	0	0	0	0
4.2.1	Allopathic	0	0	0	0	0	0
4.2.2	Homoepathic						

Economic-cum-Purpose Classification of State Budget (Mizoram)/ 2011-2012 Actuals							
Purpose Code	<div> <div>→</div> Economic Classification </div>	Captp	Capta	Captb	Captl	Captf	Into
	Purpose Classification ▼						
1	General Public Services	0	0	0	0	0	0
1.1	General Administration, External affairs, Public Order & Safety	0	0	0	0	0	0
1.1.1	Public Order & safety	0	0	0	0	0	0
1.1.2	Planning & Statistical Activities	0	0	0	0	0	0
1.1.3	General Administration, External affairs, Public Order & Safety, n.e.c	0	0	0	0	0	0
1.2	General Research	0	0	0	0	0	0
2	Defence						
3	Education	0	0	0	0	0	0
3.1	Administration, Regulation & Research	0	0	0	0	0	0
3.1.1	Primary Education	0	0	0	0	0	0
3.1.2	Secondary Education	0	0	0	0	0	0
3.1.3	Higher Secondary and University Education	0	0	0	0	0	0
3.1.4	Other Educational Administration n.e.c.	0	0	0	0	0	0
3.2	Education Services n.e.c.	0	0	0	0	0	0
3.2.1	Primary Education	0	0	0	0	0	0
3.2.2	Secondary Education	0	0	0	0	0	0
3.2.3	Higher Secondary and University Education	0	0	0	0	0	0
3.2.4	Education Services n.e.c.	0	0	0	0	0	0
4	Health Affairs and Services	0	0	0	0	0	0
4.1	Administration, Regulation and Research	0	0	0	0	0	0
4.1.1	Allopathic	0	0	0	0	0	0
4.1.2	Homoepathic	0	0	0	0	0	0
4.1.3	Ayurvedic						
4.1.4	Unani						
4.1.5	Other Medical Administration n.e.c.						
4.2	Health Services	0	0	0	0	0	0
4.2.1	Allopathic	0	0	0	0	0	0
4.2.2	Homoepathic						

Economic-cum-Purpose Classification of State Budget (Mizoram)/ 2011-2012 Actuals							
Purpose Code	Economic Classification 	Intf	Intc	Ints	F	Intl	Ts
	Purpose Classification ▼						
1	General Public Services	0	0	0	0	0	0
1.1	General Administration, External affairs, Public Order & Safety	0	0	0	0	0	0
1.1.1	Public Order & safety	0	0	0	0	0	0
1.1.2	Planning & Statistical Activities	0	0	0	0	0	0
1.1.3	General Administration, External affairs, Public Order & Safety, n.e.c	0	0	0	0	0	0
1.2	General Research	0	0	0	0	0	0
2	Defence						
3	Education	0	0	0	0	0	0
3.1	Administration, Regulation & Research	0	0	0	0	0	0
3.1.1	Primary Education	0	0	0	0	0	0
3.1.2	Secondary Education	0	0	0	0	0	0
3.1.3	Higher Secondary and University Education	0	0	0	0	0	0
3.1.4	Other Educational Administration n.e.c.	0	0	0	0	0	0
3.2	Education Services n.e.c.	0	0	0	0	0	0
3.2.1	Primary Education	0	0	0	0	0	0
3.2.2	Secondary Education	0	0	0	0	0	0
3.2.3	Higher Secondary and University Education	0	0	0	0	0	0
3.2.4	Education Services n.e.c.	0	0	0	0	0	0
4	Health Affairs and Services	0	0	0	0	0	0
4.1	Administration, Regulation and Research	0	0	0	0	0	0
4.1.1	Allopathic	0	0	0	0	0	0
4.1.2	Homoepathic	0	0	0	0	0	0
4.1.3	Ayurvedic						
4.1.4	Unani						
4.1.5	Other Medical Administration n.e.c.						
4.2	Health Services	0	0	0	0	0	0
4.2.1	Allopathic	0	0	0	0	0	0
4.2.2	Homoepathic						

Economic-cum-Purpose Classification of State Budget (Mizoram)/ 2011-2012 Actuals							
Purpose Code	<div> <div>→</div> Economic Classification </div>	Tl	Tf	Ang	Alb	Total	% to Total
	Purpose Classification ▼						
1	General Public Services	1129	0			138182	24.15
1.1	General Administration, External affairs, Public Order & Safety	1129	0			137846	24.10
1.1.1	Public Order & safety	0	0	0	0	82360	14.40
1.1.2	Planning & Statistical Activities	0	0	0	0	1107	0.19
1.1.3	General Administration, External affairs, Public Order & Safety, n.e.c	1129	0	60	0	54439	9.52
1.2	General Research	0	0	0	0	336	0.06
2	Defence					0	0.00
3	Education	0	0			122281	21.38
3.1	Administration, Regulation & Research	0	0			4613	0.81
3.1.1	Primary Education	0	0	0	0	1794	0.31
3.1.2	Secondary Education	0	0	0	0	1760	0.31
3.1.3	Higher Secondary and University Education	0	0	0	0	602	0.11
3.1.4	Other Educational Administration n.e.c.	0	0	0	0	457	0.08
3.2	Education Services n.e.c.	0	0			117668	20.57
3.2.1	Primary Education	0	0	0	0	65994	11.54
3.2.2	Secondary Education	0	0	0	0	29339	5.13
3.2.3	Higher Secondary and University Education	0	0	0	0	21083	3.69
3.2.4	Education Services n.e.c.	0	0	0	0	1252	0.22
4	Health Affairs and Services	0	0			33480	5.85
4.1	Administration, Regulation and Research	0	0			4335	0.76
4.1.1	Allopathic	0	0	0	0	4332	0.76
4.1.2	Homoepathic	0	0	0	0	3	0.00
4.1.3	Ayurvedic					0	0.00
4.1.4	Unani					0	0.00
4.1.5	Other Medical Administration n.e.c.					0	0.00
4.2	Health Services	0	0			29145	5.09
4.2.1	Allopathic	0	0	0	0	29145	5.09
4.2.2	Homoepathic					0	0.00

Economic-cum-Purpose Classification of State Budget (Mizoram)/ 2011-2012 Actuals							
Purpose Code	Economic Classification 	S	W	A	Bcs	Bco	Bk
	Purpose Classification ▼						
4.2.3	Ayurvedic						
4.2.4	Unani						
4.2.5	Other Medical Services						
5	Social Security and Welfare Affairs and Services	3811	56	0	336	0	0
5.1	Social Security Affairs and Services	1575	14	0	111	0	0
5.2	Welfare affairs and Services	2236	42	0	225	0	0
5.3	Social Security and Welfare Affairs Services n.e.c.						
6	Housing and Community Amenity Affairs and Services	2232	235	0	99	0	0
6.1	Housing and Community Services	2232	235	0	99	0	0
6.2	Sanitary affairs Services						
6.3	Housing and Community Amenity Affairs and Services n.e.c.						
7	Cultural, Recreational and Religious Affairs Services	5820	189	0	163	0	0
7.1	Art and Cultural Affairs Services	5341	21	0	63	0	0
7.2	Recreational and Sporting Services	290	64	0	57	0	0
7.3	Tourism Affairs and Services	189	104	0	43	0	0
7.4	Cultural, Recreational and Religious Affairs Services n.e.c.						
8	Economic Affairs and Services	19117	1310	0	1383	0	0
8.1	General Administration, Regulation and Research	879	71	0	59	0	0
8.2	Agriculture, Forestry, Fishing and Hunting	7279	956	0	427	0	0
8.3	Mining, Manufacturing and Construction	2331	178	0	177	0	0
8.4	Electricity, Gas, Steam and Other Sources of Energy	0	0	0	0	0	0
8.4.1	Electricity, Gas and Steam	0	0	0	0	0	0
8.4.2	Atomic Energy						
8.4.3	Non-Conventional Sources of Energy	0	0	0	0	0	0
8.5	Water Supply	2990	0	0	198	0	0
8.6	Transport and Communication	3992	29	0	280	0	0
8.6.1	Road Transport	3923	18	0	279	0	0
8.6.2	Water Transport						
8.6.3	Air Transport						
8.6.4	Transport and Communication n.e.c.	69	11	0	1	0	0

Economic-cum-Purpose Classification of State Budget (Mizoram)/ 2011-2012 Actuals							
Purpose Code	Economic Classification 	Pension	COE	P1	P2	Net G	Bm
	Purpose Classification ▼						
4.2.3	Ayurvedic						
4.2.4	Unani						
4.2.5	Other Medical Services						
5	Social Security and Welfare Affairs and Services	786	4989	29836	0	5452	55
5.1	Social Security Affairs and Services	325	2025	29836	0	1553	34
5.2	Welfare affairs and Services	461	2964	0	0	3899	21
5.3	Social Security and Welfare Affairs Services n.e.c.						
6	Housing and Community Amenity Affairs and Services	460	3026	0	0	996	1360
6.1	Housing and Community Services	460	3026	0	0	996	1360
6.2	Sanitary affairs Services						
6.3	Housing and Community Amenity Affairs and Services n.e.c.						
7	Cultural, Recreational and Religious Affairs Services	1201	7373	0	0	643	238
7.1	Art and Cultural Affairs Services	1102	6527	0	0	121	153
7.2	Recreational and Sporting Services	60	471	0	0	490	56
7.3	Tourism Affairs and Services	39	375	0	0	32	29
7.4	Cultural, Recreational and Religious Affairs Services n.e.c.						
8	Economic Affairs and Services	3943	25753	0	0	11719	953
8.1	General Administration, Regulation and Research	181	1190	0	0	5685	420
8.2	Agriculture, Forestry, Fishing and Hunting	1501	10163	0	0	2765	309
8.3	Mining, Manufacturing and Construction	481	3167	0	0	716	138
8.4	Electricity, Gas, Steam and Other Sources of Energy	0	0	0	0	50	0
8.4.1	Electricity, Gas and Steam	0	0	0	0	50	0
8.4.2	Atomic Energy						
8.4.3	Non-Conventional Sources of Energy	0	0	0	0	0	0
8.5	Water Supply	617	3805	0	0	368	0
8.6	Transport and Communication	823	5124	0	0	70	0
8.6.1	Road Transport	809	5029	0	0	47	0
8.6.2	Water Transport						
8.6.3	Air Transport						
8.6.4	Transport and Communication n.e.c.	14	95	0	0	23	0

Economic-cum-Purpose Classification of State Budget (Mizoram)/ 2011-2012 Actuals								
Purpose Code	<div> <div></div> <div>→</div> </div> Economic Classification	Cm	Rm	Subsidy	Ti	Tp	Ta	BO
	Purpose Classification ▼							
4.2.3	Ayurvedic							
4.2.4	Unani							
4.2.5	Other Medical Services							
5	Social Security and Welfare Affairs and Services	0	0	0	1550	14	0	0
5.1	Social Security Affairs and Services	0	0	0	319	0	0	0
5.2	Welfare affairs and Services	0	0	0	1231	14	0	0
5.3	Social Security and Welfare Affairs Services n.e.c.							
6	Housing and Community Amenity Affairs and Services	1	0	0	271	0	1000	10378
6.1	Housing and Community Services	1	0	0	271	0	1000	10378
6.2	Sanitary affairs Services							
6.3	Housing and Community Amenity Affairs and Services n.e.c.							
7	Cultural, Recreational and Religious Affairs Services	0	0	0	2396	0	0	583
7.1	Art and Cultural Affairs Services	0	0	0	42	0	0	0
7.2	Recreational and Sporting Services	0	0	0	2351	0	0	583
7.3	Tourism Affairs and Services	0	0	0	3	0	0	0
7.4	Cultural, Recreational and Religious Affairs Services n.e.c.							
8	Economic Affairs and Services	10541	3069	26580	30321	485	0	6530
8.1	General Administration, Regulation and Research	0	0	0	77	217	0	0
8.2	Agriculture, Forestry, Fishing and Hunting	3856	14	4774	28667	98	0	0
8.3	Mining, Manufacturing and Construction	0	0	770	1519	7	0	0
8.4	Electricity, Gas, Steam and Other Sources of Energy	0	0	18992	47	0	0	0
8.4.1	Electricity, Gas and Steam	0	0	18992	35	0	0	0
8.4.2	Atomic Energy							
8.4.3	Non-Conventional Sources of Energy	0	0	0	12	0	0	0
8.5	Water Supply	6685	0	0	0	0	0	0
8.6	Transport and Communication	0	3055	2044	11	0	0	0
8.6.1	Road Transport	0	3055	2044	11	0	0	0
8.6.2	Water Transport							
8.6.3	Air Transport							
8.6.4	Transport and Communication n.e.c.	0	0	0	0	0	0	0

Economic-cum-Purpose Classification of State Budget (Mizoram)/ 2011-2012 Actuals								
Purpose Code	Economic Classification	RO	Co	Tro	Mo	So	Cao	Aso
	Purpose Classification ▼							
4.2.3	Ayurvedic							
4.2.4	Unani							
4.2.5	Other Medical Services							
5	Social Security and Welfare Affairs and Services	0	0	33	0	0	0	0
5.1	Social Security Affairs and Services	0	0	0	0	0	0	0
5.2	Welfare affairs and Services	0	0	33	0	0	0	0
5.3	Social Security and Welfare Affairs Services n.e.c.							
6	Housing and Community Amenity Affairs and Services	0	579	79	1	0	0	0
6.1	Housing and Community Services	0	579	79	1	0	0	0
6.2	Sanitary affairs Services							
6.3	Housing and Community Amenity Affairs and Services n.e.c.							
7	Cultural, Recreational and Religious Affairs Services	0	0	19	0	0	0	0
7.1	Art and Cultural Affairs Services	0	0	4	0	0	0	0
7.2	Recreational and Sporting Services	0	0	12	0	0	0	0
7.3	Tourism Affairs and Services	0	0	3	0	0	0	0
7.4	Cultural, Recreational and Religious Affairs Services n.e.c.							
8	Economic Affairs and Services	12585	10017	360	135	0	0	0
8.1	General Administration, Regulation and Research	0	0	0	7	0	0	0
8.2	Agriculture, Forestry, Fishing and Hunting	0	5568	42	87	0	0	0
8.3	Mining, Manufacturing and Construction	0	0	16	22	0	0	0
8.4	Electricity, Gas, Steam and Other Sources of Energy	0	0	0	0	0	0	0
8.4.1	Electricity, Gas and Steam	0	0	0	0	0	0	0
8.4.2	Atomic Energy							
8.4.3	Non-Conventional Sources of Energy	0	0	0	0	0	0	0
8.5	Water Supply	0	4390	111	0	0	0	0
8.6	Transport and Communication	12585	59	191	19	0	0	0
8.6.1	Road Transport	12585	59	191	19	0	0	0
8.6.2	Water Transport							
8.6.3	Air Transport							
8.6.4	Transport and Communication n.e.c.	0	0	0	0	0	0	0

Economic-cum-Purpose Classification of State Budget (Mizoram)/ 2011-2012 Actuals							
Purpose Code	<div> <div>→</div> Economic Classification </div>	Psh	Pl	Stof	Stoi	Pfa	Capti
	Purpose Classification ▼						
4.2.3	Ayurvedic						
4.2.4	Unani						
4.2.5	Other Medical Services	0	0	0	0	0	0
5	Social Security and Welfare Affairs and Services	0	0	0	0	0	0
5.1	Social Security Affairs and Services	0	0	0	0	0	0
5.2	Welfare affairs and Services						
5.3	Social Security and Welfare Affairs Services n.e.c.	0	0	0	0	0	4213
6	Housing and Community Amenity Affairs and Services	0	0	0	0	0	4213
6.1	Housing and Community Services						
6.2	Sanitary affairs Services						
6.3	Housing and Community Amenity Affairs and Services n.e.c.	0	0	0	0	0	0
7	Cultural, Recreational and Religious Affairs Services	0	0	0	0	0	0
7.1	Art and Cultural Affairs Services	0	0	0	0	0	0
7.2	Recreational and Sporting Services	0	0	0	0	0	0
7.3	Tourism Affairs and Services						
7.4	Cultural, Recreational and Religious Affairs Services n.e.c.	0	0	0	0	50	115
8	Economic Affairs and Services	0	0	0	0	0	0
8.1	General Administration, Regulation and Research	0	0	0	0	50	0
8.2	Agriculture, Forestry, Fishing and Hunting	0	0	0	0	0	0
8.3	Mining, Manufacturing and Construction	0	0	0	0	0	0
8.4	Electricity, Gas, Steam and Other Sources of Energy	0	0	0	0	0	0
8.4.1	Electricity, Gas and Steam						
8.4.2	Atomic Energy	0	0	0	0	0	0
8.4.3	Non-Conventional Sources of Energy	0	0	0	0	0	0
8.5	Water Supply	0	0	0	0	0	115
8.6	Transport and Communication	0	0	0	0	0	0
8.6.1	Road Transport						
8.6.2	Water Transport						
8.6.3	Air Transport	0	0	0	0	0	115
8.6.4	Transport and Communication n.e.c.						

Economic-cum-Purpose Classification of State Budget (Mizoram)/ 2011-2012 Actuals							
Purpose Code	<div> <div>→</div> Economic Classification </div>	Captp	Capta	Captb	Captl	Captf	Into
	Purpose Classification ▼						
4.2.3	Ayurvedic						
4.2.4	Unani						
4.2.5	Other Medical Services	0	0	0	0	0	0
5	Social Security and Welfare Affairs and Services	0	0	0	0	0	0
5.1	Social Security Affairs and Services	0	0	0	0	0	0
5.2	Welfare affairs and Services						
5.3	Social Security and Welfare Affairs Services n.e.c.	0	0	0	0	0	0
6	Housing and Community Amenity Affairs and Services	0	0	0	0	0	0
6.1	Housing and Community Services						
6.2	Sanitary affairs Services						
6.3	Housing and Community Amenity Affairs and Services n.e.c.	323	0	0	0	0	0
7	Cultural, Recreational and Religious Affairs Services	0	0	0	0	0	0
7.1	Art and Cultural Affairs Services	323	0	0	0	0	0
7.2	Recreational and Sporting Services	0	0	0	0	0	0
7.3	Tourism Affairs and Services						
7.4	Cultural, Recreational and Religious Affairs Services n.e.c.	0	0	0	0	0	0
8	Economic Affairs and Services	0	0	0	0	0	0
8.1	General Administration, Regulation and Research	0	0	0	0	0	0
8.2	Agriculture, Forestry, Fishing and Hunting	0	0	0	0	0	0
8.3	Mining, Manufacturing and Construction	0	0	0	0	0	0
8.4	Electricity, Gas, Steam and Other Sources of Energy	0	0	0	0	0	0
8.4.1	Electricity, Gas and Steam						
8.4.2	Atomic Energy	0	0	0	0	0	0
8.4.3	Non-Conventional Sources of Energy	0	0	0	0	0	0
8.5	Water Supply	0	0	0	0	0	0
8.6	Transport and Communication	0	0	0	0	0	0
8.6.1	Road Transport						
8.6.2	Water Transport						
8.6.3	Air Transport	0	0	0	0	0	0
8.6.4	Transport and Communication n.e.c.						


Economic-cum-Purpose Classification of State Budget (Mizoram)/ 2011-2012 Actuals							
Purpose Code	<div> <div></div> <div>→</div> </div> Economic Classification	Intf	Intc	Ints	F	Intl	Ts
	Purpose Classification ▼						
4.2.3	Ayurvedic						
4.2.4	Unani						
4.2.5	Other Medical Services	0	0	0	12	0	0
5	Social Security and Welfare Affairs and Services	0	0	0	0	0	0
5.1	Social Security Affairs and Services	0	0	0	12	0	0
5.2	Welfare affairs and Services						
5.3	Social Security and Welfare Affairs Services n.e.c.	0	0	0	0	0	0
6	Housing and Community Amenity Affairs and Services	0	0	0	0	0	0
6.1	Housing and Community Services						
6.2	Sanitary affairs Services						
6.3	Housing and Community Amenity Affairs and Services n.e.c.	0	0	0	0	0	0
7	Cultural, Recreational and Religious Affairs Services	0	0	0	0	0	0
7.1	Art and Cultural Affairs Services	0	0	0	0	0	0
7.2	Recreational and Sporting Services	0	0	0	0	0	0
7.3	Tourism Affairs and Services						
7.4	Cultural, Recreational and Religious Affairs Services n.e.c.	0	0	0	0	0	0
8	Economic Affairs and Services	0	0	0	0	0	0
8.1	General Administration, Regulation and Research	0	0	0	0	0	0
8.2	Agriculture, Forestry, Fishing and Hunting	0	0	0	0	0	0
8.3	Mining, Manufacturing and Construction	0	0	0	0	0	0
8.4	Electricity, Gas, Steam and Other Sources of Energy	0	0	0	0	0	0
8.4.1	Electricity, Gas and Steam						
8.4.2	Atomic Energy	0	0	0	0	0	0
8.4.3	Non-Conventional Sources of Energy	0	0	0	0	0	0
8.5	Water Supply	0	0	0	0	0	0
8.6	Transport and Communication	0	0	0	0	0	0
8.6.1	Road Transport						
8.6.2	Water Transport						
8.6.3	Air Transport	0	0	0	0	0	0
8.6.4	Transport and Communication n.e.c.						

Economic-cum-Purpose Classification of State Budget (Mizoram)/ 2011-2012 Actuals							
Purpose Code	<div> <div></div> <div>→</div> </div> Economic Classification	Tlp	Tf	Ang	Alb	Total	% to Total
	Purpose Classification ▼					0	
4.2.3	Ayurvedic					0	0.00
4.2.4	Unani					0	0.00
4.2.5	Other Medical Services	20231	0			67161	0.00
5	Social Security and Welfare Affairs and Services	0	0	0	0	35792	11.74
5.1	Social Security Affairs and Services	20231	0	0	0	31369	6.26
5.2	Welfare affairs and Services					0	5.48
5.3	Social Security and Welfare Affairs Services n.e.c.	957	0			25887	0.00
6	Housing and Community Amenity Affairs and Services	957	0	800	0	26687	4.53
6.1	Housing and Community Services					0	4.66
6.2	Sanitary affairs Services					0	0.00
6.3	Housing and Community Amenity Affairs and Services n.e.c.	0	0			18948	0.00
7	Cultural, Recreational and Religious Affairs Services	0	0	0	0	13374	3.31
7.1	Art and Cultural Affairs Services	0	0	0	0	4757	2.34
7.2	Recreational and Sporting Services	0	0	0	0	817	0.83
7.3	Tourism Affairs and Services					0	0.14
7.4	Cultural, Recreational and Religious Affairs Services n.e.c.	0	0			164966	0.00
8	Economic Affairs and Services	0	0	0	0	8786	28.84
8.1	General Administration, Regulation and Research	0	0	31	0	66587	1.54
8.2	Agriculture, Forestry, Fishing and Hunting	0	0	0	0	9522	11.64
8.3	Mining, Manufacturing and Construction	0	0			19089	1.66
8.4	Electricity, Gas, Steam and Other Sources of Energy	0	0	0	0	19077	3.34
8.4.1	Electricity, Gas and Steam					0	3.33
8.4.2	Atomic Energy	0	0	0	0	12	0.00
8.4.3	Non-Conventional Sources of Energy	0	0	0	0	19164	0.00
8.5	Water Supply	0	0			28397	3.35
8.6	Transport and Communication	0	0	2461	0	30530	4.96
8.6.1	Road Transport					0	5.34
8.6.2	Water Transport					0	0.00
8.6.3	Air Transport	0	0	0	0	328	0.00
8.6.4	Transport and Communication n.e.c.					0	0.06

Economic-cum-Purpose Classification of State Budget (Mizoram)/ 2011-2012 Actuals							
Purpose Code	<div> <div>—————></div> Economic Classification </div>	S	W	A	Bcs	Bco	Bk
	Purpose Classification ▼	1646	76	0	242	0	0
8.7	Other Economic Services	0	0	0	0	0	0
9	Environmental Protection						
9.1	Waste Management						
9.2	Waste Water Management	0	0	0	0	0	0
9.3	Prevention and Control of Pollution						
9.4	Environmental Research & Eduction						
9.5	Environmental Protection n.e.c.	101	5	0	1	0	0
10	Relief on Calamities	101	5	0	1	0	0
10.1	Relief on Calamities						
10.2	Other Miscellaneous Services	132962	4414	5	6375	0	0
Total		1646	76	0	242	0	0
This report was generated on: 5/27/2014 at 11:33:15 AM							

Economic-cum-Purpose Classification of State Budget (Mizoram)/ 2011-2012 Actuals							
Purpose Code	<div> <div></div> <div>→</div> </div> Economic Classification	Pension	COE	P1	P2	Net G	Bm
	Purpose Classification ▼						
8.7	Other Economic Services	340	2304	0	0	2065	86
9	Environmental Protection	0	0	0	0	0	0
9.1	Waste Management						
9.2	Waste Water Management						
9.3	Prevention and Control of Pollution	0	0	0	0	0	0
9.4	Environmental Research & Eduction						
9.5	Environmental Protection n.e.c.						
10	Relief on Calamities	21	128	0	0	767	0
10.1	Relief on Calamities	21	128	0	0	767	0
10.2	Other Miscellaneous Services						
Total		27426	171182	29836	0	27689	7495
This report was generated on: 5/27/2014 at 11:33:15 AM							

Economic-cum-Purpose Classification of State Budget (Mizoram)/ 2011-2012 Actuals								
Purpose Code	<div> <div></div> <div>→</div> </div> Economic Classification	Cm	Rm	Subsidy	Ti	Tp	Ta	BO
	Purpose Classification ▼							
8.7	Other Economic Services	0	0	0	0	163	0	6530
9	Environmental Protection	0	0	0	0	0	0	0
9.1	Waste Management							
9.2	Waste Water Management							
9.3	Prevention and Control of Pollution	0	0	0	0	0	0	0
9.4	Environmental Research & Eduction							
9.5	Environmental Protection n.e.c.							
10	Relief on Calamities	0	0	0	0	0	0	116
10.1	Relief on Calamities	0	0	0	0	0	0	116
10.2	Other Miscellaneous Services							
Total		10542	3069	26580	49165	500	1000	18214
This report was generated on: 5/27/2014 at 11:33:15 AM								


Economic-cum-Purpose Classification of State Budget (Mizoram)/ 2011-2012 Actuals								
Purpose Code	Economic Classification 	RO	Co	Tro	Mo	So	Cao	Aso
	Purpose Classification ▼	0	0	0	0	0	0	0
8.7	Other Economic Services	0	0	0	0	0	0	0
9	Environmental Protection							
9.1	Waste Management							
9.2	Waste Water Management	0	0	0	0	0	0	0
9.3	Prevention and Control of Pollution							
9.4	Environmental Research & Eduction							
9.5	Environmental Protection n.e.c.	0	0	0	0	0	0	0
10	Relief on Calamities	0	0	0	0	0	0	0
10.1	Relief on Calamities							
10.2	Other Miscellaneous Services	13899	10596	2228	1787	0	0	0
Total		0	0	0	0	0	0	0
This report was generated on: 5/27/2014 at 11:33:15 AM								

Economic-cum-Purpose Classification of State Budget (Mizoram)/ 2011-2012 Actuals							
Purpose Code	<div> <div></div> <div>→</div> </div> Economic Classification	Psh	Pl	Stof	Stoi	Pfa	Capti
	Purpose Classification ▼						
8.7	Other Economic Services	0	0	0	0	0	0
9	Environmental Protection	0	0	0	0	0	0
9.1	Waste Management						
9.2	Waste Water Management						
9.3	Prevention and Control of Pollution	0	0	0	0	0	0
9.4	Environmental Research & Eduction						
9.5	Environmental Protection n.e.c.						
10	Relief on Calamities	0	0	0	0	0	0
10.1	Relief on Calamities	0	0	0	0	0	0
10.2	Other Miscellaneous Services						
Total		0	0	0	0	100	4328
This report was generated on: 5/27/2014 at 11:33:15 AM							

Economic-cum-Purpose Classification of State Budget (Mizoram)/ 2011-2012 Actuals							
Purpose Code	<div> <div></div> <div>→</div> </div> Economic Classification	Captp	Capta	Capt	Captl	Captf	Into
	Purpose Classification ▼						
8.7	Other Economic Services	0	0	0	0	0	0
9	Environmental Protection	0	0	0	0	0	0
9.1	Waste Management						
9.2	Waste Water Management						
9.3	Prevention and Control of Pollution	0	0	0	0	0	0
9.4	Environmental Research & Eduction						
9.5	Environmental Protection n.e.c.						
10	Relief on Calamities	0	0	0	0	0	0
10.1	Relief on Calamities	0	0	0	0	0	0
10.2	Other Miscellaneous Services						
Total		323	0	0	0	0	0
This report was generated on: 5/27/2014 at 11:33:15 AM							

Economic-cum-Purpose Classification of State Budget (Mizoram)/ 2011-2012 Actuals							
Purpose Code	<div> <div></div> <div>→</div> </div> Economic Classification	Intf	Intc	Ints	F	Intl	Ts
	Purpose Classification ▼						
8.7	Other Economic Services	0	0	0	0	0	0
9	Environmental Protection	0	0	0	0	0	30
9.1	Waste Management						
9.2	Waste Water Management						
9.3	Prevention and Control of Pollution	0	0	0	0	0	30
9.4	Environmental Research & Eduction						
9.5	Environmental Protection n.e.c.						
10	Relief on Calamities	0	0	0	0	0	0
10.1	Relief on Calamities	0	0	0	0	0	0
10.2	Other Miscellaneous Services						
Total		0	0	0	12	0	30
This report was generated on: 5/27/2014 at 11:33:15 AM							

Economic-cum-Purpose Classification of State Budget (Mizoram)/ 2011-2012 Actuals							
Purpose Code	<div> <div>→</div> Economic Classification </div>	Tl	Tf	Ang	Alb	Total	% to Total
	Purpose Classification ▼						
8.7	Other Economic Services	0	0	0	0	13452	2.35
9	Environmental Protection	0	0			30	0.01
9.1	Waste Management					0	0.00
9.2	Waste Water Management					0	0.00
9.3	Prevention and Control of Pollution	0	0	0	0	30	0.01
9.4	Environmental Research & Eduction					0	0.00
9.5	Environmental Protection n.e.c.					0	0.00
10	Relief on Calamities	0	0			1139	0.20
10.1	Relief on Calamities	0	0	0	0	1139	0.20
10.2	Other Miscellaneous Services					0	0.00
Total		22317	0			572074	100.00
This report was generated on: 5/27/2014 at 11:33:15 AM							


Economic-cum-Purpose Classification of State Budget (Mizoram)/2012-2013 RE							
Purpose Code	Economic Classification 	S	W	A	Bcs	Bco	Bk
	Purpose Classification ▼						
1	General Public Services	60704	3768	5	5400	0	0
1.1	General Administration, External affairs, Public Order & Safety	60620	3758	5	5398	0	0
1.1.1	Public Order & safety	38549	425	0	1002	0	0
1.1.2	Planning & Statistical Activities	701	14	0	40	0	0
1.1.3	General Administration, External affairs, Public Order & Safety, n.e.c	21370	3319	5	4356	0	0
1.2	General Research	84	10	0	2	0	0
2	Defence						
3	Education	51517	247	0	1234	0	0
3.1	Administration, Regulation & Research	1798	50	0	305	0	0
3.1.1	Primary Education	692	37	0	58	0	0
3.1.2	Secondary Education	665	6	0	66	0	0
3.1.3	Higher Secondary and University Education	204	4	0	174	0	0
3.1.4	Other Educational Administration n.e.c.	237	3	0	7	0	0
3.2	Education Services n.e.c.	49719	197	0	929	0	0
3.2.1	Primary Education	27763	0	0	524	0	0
3.2.2	Secondary Education	11882	140	0	339	0	0
3.2.3	Higher Secondary and University Education	9427	51	0	54	0	0
3.2.4	Education Services n.e.c.	647	6	0	12	0	0
4	Health Affairs and Services	13437	100	0	486	0	0
4.1	Administration, Regulation and Research	1879	3	0	97	0	0
4.1.1	Allopathic	1879	3	0	97	0	0
4.1.2	Homoepathic	0	0	0	0	0	0
4.1.3	Ayurvedic						
4.1.4	Unani						
4.1.5	Other Medical Administration n.e.c.						
4.2	Health Services	11558	97	0	389	0	0
4.2.1	Allopathic	11558	97	0	389	0	0
4.2.2	Homoepathic						

Economic-cum-Purpose Classification of State Budget (Mizoram)/ 2012-2013 RE							
Purpose Code	<div> <div>→</div> Economic Classification </div>	Pension	COE	P1	P2	Net G	Bm
	Purpose Classification ▼						
1	General Public Services	8886	78763	0	0	10088	2418
1.1	General Administration, External affairs, Public Order & Safety	8874	78655	0	0	10048	2418
1.1.1	Public Order & safety	5643	45619	0	0	2900	1161
1.1.2	Planning & Statistical Activities	103	858	0	0	313	24
1.1.3	General Administration, External affairs, Public Order & Safety, n.e.c	3128	32178	0	0	6835	1233
1.2	General Research	12	108	0	0	40	0
2	Defence						
3	Education	7541	60539	0	0	1520	173
3.1	Administration, Regulation & Research	263	2416	0	0	130	87
3.1.1	Primary Education	101	888	0	0	-135	48
3.1.2	Secondary Education	97	834	0	0	271	30
3.1.3	Higher Secondary and University Education	30	412	0	0	54	6
3.1.4	Other Educational Administration n.e.c.	35	282	0	0	-60	3
3.2	Education Services n.e.c.	7278	58123	0	0	1390	86
3.2.1	Primary Education	4064	32351	0	0	590	41
3.2.2	Secondary Education	1739	14100	0	0	480	23
3.2.3	Higher Secondary and University Education	1380	10912	0	0	253	16
3.2.4	Education Services n.e.c.	95	760	0	0	67	6
4	Health Affairs and Services	1967	15990	0	0	1131	855
4.1	Administration, Regulation and Research	275	2254	0	0	115	1
4.1.1	Allopathic	275	2254	0	0	114	1
4.1.2	Homoepathic	0	0	0	0	1	0
4.1.3	Ayurvedic						
4.1.4	Unani						
4.1.5	Other Medical Administration n.e.c.						
4.2	Health Services	1692	13736	0	0	1016	854
4.2.1	Allopathic	1692	13736	0	0	1016	854
4.2.2	Homoepathic						


Economic-cum-Purpose Classification of State Budget (Mizoram)/2012-2013 RE
--


Purpose Code	<div> <div>→</div> Economic Classification </div>	Cm	Rm	Subsidy	Ti	Tp	Ta	BO
	Purpose Classification ▼							
1	General Public Services	0	0	0	1225	0	0	1423
1.1	General Administration, External affairs, Public Order & Safety	0	0	0	1074	0	0	1423
1.1.1	Public Order & safety	0	0	0	1	0	0	1423
1.1.2	Planning & Statistical Activities	0	0	0	745	0	0	0
1.1.3	General Administration, External affairs, Public Order & Safety, n.e.c	0	0	0	328	0	0	0
1.2	General Research	0	0	0	151	0	0	0
2	Defence							
3	Education	0	0	0	16608	2	0	0
3.1	Administration, Regulation & Research	0	0	0	94	0	0	0
3.1.1	Primary Education	0	0	0	0	0	0	0
3.1.2	Secondary Education	0	0	0	0	0	0	0
3.1.3	Higher Secondary and University Education	0	0	0	0	0	0	0
3.1.4	Other Educational Administration n.e.c.	0	0	0	94	0	0	0
3.2	Education Services n.e.c.	0	0	0	16514	2	0	0
3.2.1	Primary Education	0	0	0	5322	2	0	0
3.2.2	Secondary Education	0	0	0	4414	0	0	0
3.2.3	Higher Secondary and University Education	0	0	0	6722	0	0	0
3.2.4	Education Services n.e.c.	0	0	0	56	0	0	0
4	Health Affairs and Services	0	0	0	2016	0	0	2
4.1	Administration, Regulation and Research	0	0	0	258	0	0	0
4.1.1	Allopathic	0	0	0	123	0	0	0
4.1.2	Homoepathic	0	0	0	135	0	0	0
4.1.3	Ayurvedic							
4.1.4	Unani							
4.1.5	Other Medical Administration n.e.c.							
4.2	Health Services	0	0	0	1758	0	0	2
4.2.1	Allopathic	0	0	0	1758	0	0	2
4.2.2	Homoepathic							


Economic-cum-Purpose Classification of State Budget (Mizoram)/2012-2013 RE								
Purpose Code	<div> <div>→</div> Economic Classification </div>	RO	Co	Tro	Mo	So	Cao	Aso
	Purpose Classification ▼							
1	General Public Services	2456	1043	1129	1013	0	0	0
1.1	General Administration, External affairs, Public Order & Safety	2456	1043	1129	1013	0	0	0
1.1.1	Public Order & safety	0	0	529	921	0	0	0
1.1.2	Planning & Statistical Activities	0	0	0	0	0	0	0
1.1.3	General Administration, External affairs, Public Order & Safety, n.e.c	2456	1043	600	92	0	0	0
1.2	General Research	0	0	0	0	0	0	0
2	Defence							
3	Education	0	111	42	684	0	0	0
3.1	Administration, Regulation & Research	0	0	24	100	0	0	0
3.1.1	Primary Education	0	0	10	100	0	0	0
3.1.2	Secondary Education	0	0	12	0	0	0	0
3.1.3	Higher Secondary and University Education	0	0	2	0	0	0	0
3.1.4	Other Educational Administration n.e.c.	0	0	0	0	0	0	0
3.2	Education Services n.e.c.	0	111	18	584	0	0	0
3.2.1	Primary Education	0	0	0	0	0	0	0
3.2.2	Secondary Education	0	111	0	570	0	0	0
3.2.3	Higher Secondary and University Education	0	0	14	7	0	0	0
3.2.4	Education Services n.e.c.	0	0	4	7	0	0	0
4	Health Affairs and Services	0	0	30	576	0	0	0
4.1	Administration, Regulation and Research	0	0	5	0	0	0	0
4.1.1	Allopathic	0	0	5	0	0	0	0
4.1.2	Homoepathic	0	0	0	0	0	0	0
4.1.3	Ayurvedic							
4.1.4	Unani							
4.1.5	Other Medical Administration n.e.c.							
4.2	Health Services	0	0	25	576	0	0	0
4.2.1	Allopathic	0	0	25	576	0	0	0
4.2.2	Homoepathic							

Economic-cum-Purpose Classification of State Budget (Mizoram)/2012-2013 RE							
Purpose Code	Economic Classification 	Psh	Pl	Stof	Stoi	Pfa	Capti
	Purpose Classification ▼						
1	General Public Services	0	0	0	0	90	469
1.1	General Administration, External affairs, Public Order & Safety	0	0	0	0	90	469
1.1.1	Public Order & safety	0	0	0	0	0	469
1.1.2	Planning & Statistical Activities	0	0	0	0	0	0
1.1.3	General Administration, External affairs, Public Order & Safety, n.e.c	0	0	0	0	90	0
1.2	General Research	0	0	0	0	0	0
2	Defence						
3	Education	0	0	0	0	0	0
3.1	Administration, Regulation & Research	0	0	0	0	0	0
3.1.1	Primary Education	0	0	0	0	0	0
3.1.2	Secondary Education	0	0	0	0	0	0
3.1.3	Higher Secondary and University Education	0	0	0	0	0	0
3.1.4	Other Educational Administration n.e.c.	0	0	0	0	0	0
3.2	Education Services n.e.c.	0	0	0	0	0	0
3.2.1	Primary Education	0	0	0	0	0	0
3.2.2	Secondary Education	0	0	0	0	0	0
3.2.3	Higher Secondary and University Education	0	0	0	0	0	0
3.2.4	Education Services n.e.c.	0	0	0	0	0	0
4	Health Affairs and Services	0	0	0	0	0	0
4.1	Administration, Regulation and Research	0	0	0	0	0	0
4.1.1	Allopathic	0	0	0	0	0	0
4.1.2	Homoepathic	0	0	0	0	0	0
4.1.3	Ayurvedic						
4.1.4	Unani						
4.1.5	Other Medical Administration n.e.c.						
4.2	Health Services	0	0	0	0	0	0
4.2.1	Allopathic	0	0	0	0	0	0
4.2.2	Homoepathic						

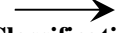
Economic-cum-Purpose Classification of State Budget (Mizoram)/2012-2013 RE							
Purpose Code	<div> <div>→</div> Economic Classification </div>	Captp	Capta	Capt	Captl	Captf	Into
	Purpose Classification ▼						
1	General Public Services	0	0	0	0	0	0
1.1	General Administration, External affairs, Public Order & Safety	0	0	0	0	0	0
1.1.1	Public Order & safety	0	0	0	0	0	0
1.1.2	Planning & Statistical Activities	0	0	0	0	0	0
1.1.3	General Administration, External affairs, Public Order & Safety, n.e.c	0	0	0	0	0	0
1.2	General Research	0	0	0	0	0	0
2	Defence						
3	Education	0	0	0	0	0	0
3.1	Administration, Regulation & Research	0	0	0	0	0	0
3.1.1	Primary Education	0	0	0	0	0	0
3.1.2	Secondary Education	0	0	0	0	0	0
3.1.3	Higher Secondary and University Education	0	0	0	0	0	0
3.1.4	Other Educational Administration n.e.c.	0	0	0	0	0	0
3.2	Education Services n.e.c.	0	0	0	0	0	0
3.2.1	Primary Education	0	0	0	0	0	0
3.2.2	Secondary Education	0	0	0	0	0	0
3.2.3	Higher Secondary and University Education	0	0	0	0	0	0
3.2.4	Education Services n.e.c.	0	0	0	0	0	0
4	Health Affairs and Services	0	0	0	0	0	0
4.1	Administration, Regulation and Research	0	0	0	0	0	0
4.1.1	Allopathic	0	0	0	0	0	0
4.1.2	Homoepathic	0	0	0	0	0	0
4.1.3	Ayurvedic						
4.1.4	Unani						
4.1.5	Other Medical Administration n.e.c.						
4.2	Health Services	0	0	0	0	0	0
4.2.1	Allopathic	0	0	0	0	0	0
4.2.2	Homoepathic						

Economic-cum-Purpose Classification of State Budget (Mizoram)/2012-2013 RE							
Purpose Code	Economic Classification 	Intf	Intc	Ints	F	Intl	Ts
	Purpose Classification ▼						
1	General Public Services	0	0	0	0	0	0
1.1	General Administration, External affairs, Public Order & Safety	0	0	0	0	0	0
1.1.1	Public Order & safety	0	0	0	0	0	0
1.1.2	Planning & Statistical Activities	0	0	0	0	0	0
1.1.3	General Administration, External affairs, Public Order & Safety, n.e.c	0	0	0	0	0	0
1.2	General Research	0	0	0	0	0	0
2	Defence						
3	Education	0	0	0	0	0	0
3.1	Administration, Regulation & Research	0	0	0	0	0	0
3.1.1	Primary Education	0	0	0	0	0	0
3.1.2	Secondary Education	0	0	0	0	0	0
3.1.3	Higher Secondary and University Education	0	0	0	0	0	0
3.1.4	Other Educational Administration n.e.c.	0	0	0	0	0	0
3.2	Education Services n.e.c.	0	0	0	0	0	0
3.2.1	Primary Education	0	0	0	0	0	0
3.2.2	Secondary Education	0	0	0	0	0	0
3.2.3	Higher Secondary and University Education	0	0	0	0	0	0
3.2.4	Education Services n.e.c.	0	0	0	0	0	0
4	Health Affairs and Services	0	0	0	0	0	0
4.1	Administration, Regulation and Research	0	0	0	0	0	0
4.1.1	Allopathic	0	0	0	0	0	0
4.1.2	Homoepathic	0	0	0	0	0	0
4.1.3	Ayurvedic						
4.1.4	Unani						
4.1.5	Other Medical Administration n.e.c.						
4.2	Health Services	0	0	0	0	0	0
4.2.1	Allopathic	0	0	0	0	0	0
4.2.2	Homoepathic						

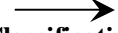
Economic-cum-Purpose Classification of State Budget (Mizoram)/2012-2013 RE							
Purpose Code	Economic Classification 	Tl	Tf	Ang	Alb	Total	% to Total
	Purpose Classification ▼						
1	General Public Services	2661	0			181541	23.73
1.1	General Administration, External affairs, Public Order & Safety	2661	0			181134	23.67
1.1.1	Public Order & safety	0	0	0	0	98642	12.89
1.1.2	Planning & Statistical Activities	0	0	0	0	2798	0.37
1.1.3	General Administration, External affairs, Public Order & Safety, n.e.c	2661	0	170	0	79864	10.44
1.2	General Research	0	0	0	0	407	0.05
2	Defence					0	0.00
3	Education	0	0			140218	18.33
3.1	Administration, Regulation & Research	0	0			5267	0.69
3.1.1	Primary Education	0	0	0	0	1799	0.24
3.1.2	Secondary Education	0	0	0	0	1981	0.26
3.1.3	Higher Secondary and University Education	0	0	0	0	886	0.12
3.1.4	Other Educational Administration n.e.c.	0	0	0	0	601	0.08
3.2	Education Services n.e.c.	0	0			134951	17.64
3.2.1	Primary Education	0	0	0	0	70657	9.23
3.2.2	Secondary Education	0	0	0	0	33798	4.42
3.2.3	Higher Secondary and University Education	0	0	0	0	28836	3.77
3.2.4	Education Services n.e.c.	0	0	0	0	1660	0.22
4	Health Affairs and Services	0	0			36590	4.78
4.1	Administration, Regulation and Research	0	0			4887	0.64
4.1.1	Allopathic	0	0	0	0	4751	0.62
4.1.2	Homoepathic	0	0	0	0	136	0.02
4.1.3	Ayurvedic					0	0.00
4.1.4	Unani					0	0.00
4.1.5	Other Medical Administration n.e.c.					0	0.00
4.2	Health Services	0	0			31703	4.14
4.2.1	Allopathic	0	0	0	0	31703	4.14
4.2.2	Homoepathic					0	0.00

Economic-cum-Purpose Classification of State Budget (Mizoram)/2012-2013 RE							
Purpose Code	Economic Classification 	S	W	A	Bcs	Bco	Bk
	Purpose Classification ▼						
4.2.3	Ayurvedic						
4.2.4	Unani						
4.2.5	Other Medical Services						
5	Social Security and Welfare Affairs and Services	4974	66	0	641	0	0
5.1	Social Security Affairs and Services	1728	25	0	277	0	0
5.2	Welfare affairs and Services	3246	41	0	364	0	0
5.3	Social Security and Welfare Affairs Services n.e.c.						
6	Housing and Community Amenity Affairs and Services	2850	288	0	126	0	0
6.1	Housing and Community Services	2850	288	0	126	0	0
6.2	Sanitary affairs Services						
6.3	Housing and Community Amenity Affairs and Services n.e.c.						
7	Cultural, Recreational and Religious Affairs Services	9848	209	0	159	0	0
7.1	Art and Cultural Affairs Services	9167	25	0	89	0	0
7.2	Recreational and Sporting Services	384	73	0	40	0	0
7.3	Tourism Affairs and Services	297	111	0	30	0	0
7.4	Cultural, Recreational and Religious Affairs Services n.e.c.						
8	Economic Affairs and Services	22323	1643	0	1370	0	0
8.1	General Administration, Regulation and Research	1113	66	0	71	0	0
8.2	Agriculture, Forestry, Fishing and Hunting	9419	1046	0	604	0	0
8.3	Mining, Manufacturing and Construction	2906	211	0	167	0	0
8.4	Electricity, Gas, Steam and Other Sources of Energy	0	0	0	0	0	0
8.4.1	Electricity, Gas and Steam	0	0	0	0	0	0
8.4.2	Atomic Energy						
8.4.3	Non-Conventional Sources of Energy	0	0	0	0	0	0
8.5	Water Supply	4047	0	0	270	0	0
8.6	Transport and Communication	4838	320	0	258	0	0
8.6.1	Road Transport	4758	308	0	256	0	0
8.6.2	Water Transport						
8.6.3	Air Transport						
8.6.4	Transport and Communication n.e.c.	80	12	0	2	0	0

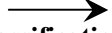
Economic-cum-Purpose Classification of State Budget (Mizoram)/2012-2013 RE							
Purpose Code	Economic Classification →	Pension	COE	P1	P2	Net G	Bm
	Purpose Classification ▼						
4.2.3	Ayurvedic						
4.2.4	Unani						
4.2.5	Other Medical Services						
5	Social Security and Welfare Affairs and Services	728	6409	27017	0	7568	255
5.1	Social Security Affairs and Services	253	2283	27017	0	2104	41
5.2	Welfare affairs and Services	475	4126	0	0	5464	214
5.3	Social Security and Welfare Affairs Services n.e.c.						
6	Housing and Community Amenity Affairs and Services	417	3681	0	0	763	1132
6.1	Housing and Community Services	417	3681	0	0	763	1132
6.2	Sanitary affairs Services						
6.3	Housing and Community Amenity Affairs and Services n.e.c.						
7	Cultural, Recreational and Religious Affairs Services	1441	11657	0	0	547	226
7.1	Art and Cultural Affairs Services	1342	10623	0	0	138	184
7.2	Recreational and Sporting Services	56	553	0	0	412	22
7.3	Tourism Affairs and Services	43	481	0	0	-3	20
7.4	Cultural, Recreational and Religious Affairs Services n.e.c.						
8	Economic Affairs and Services	3267	28603	0	0	5840	494
8.1	General Administration, Regulation and Research	163	1413	0	0	3372	381
8.2	Agriculture, Forestry, Fishing and Hunting	1379	12448	0	0	2988	64
8.3	Mining, Manufacturing and Construction	425	3709	0	0	434	49
8.4	Electricity, Gas, Steam and Other Sources of Energy	0	0	0	0	40	0
8.4.1	Electricity, Gas and Steam	0	0	0	0	40	0
8.4.2	Atomic Energy						
8.4.3	Non-Conventional Sources of Energy	0	0	0	0	0	0
8.5	Water Supply	592	4909	0	0	395	0
8.6	Transport and Communication	708	6124	0	0	-1389	0
8.6.1	Road Transport	696	6018	0	0	-1418	0
8.6.2	Water Transport						
8.6.3	Air Transport						
8.6.4	Transport and Communication n.e.c.	12	106	0	0	29	0

Economic-cum-Purpose Classification of State Budget (Mizoram)/2012-2013 RE								
Purpose Code	Economic Classification 	Cm	Rm	Subsidy	Ti	Tp	Ta	Bo
	Purpose Classification ▼							
4.2.3	Ayurvedic							
4.2.4	Unani							
4.2.5	Other Medical Services							
5	Social Security and Welfare Affairs and Services	0	0	0	3640	46	0	6509
5.1	Social Security Affairs and Services	0	0	0	916	0	0	6509
5.2	Welfare affairs and Services	0	0	0	2724	46	0	0
5.3	Social Security and Welfare Affairs Services n.e.c.							
6	Housing and Community Amenity Affairs and Services	1	0	0	630	0	1200	22088
6.1	Housing and Community Services	1	0	0	630	0	1200	22088
6.2	Sanitary affairs Services							
6.3	Housing and Community Amenity Affairs and Services n.e.c.							
7	Cultural, Recreational and Religious Affairs Services	0	0	0	2818	0	0	1573
7.1	Art and Cultural Affairs Services	0	0	0	43	0	0	628
7.2	Recreational and Sporting Services	0	0	0	2771	0	0	807
7.3	Tourism Affairs and Services	0	0	0	4	0	0	138
7.4	Cultural, Recreational and Religious Affairs Services n.e.c.							
8	Economic Affairs and Services	15026	3295	29870	56061	142	0	0
8.1	General Administration, Regulation and Research	0	0	0	85	9	0	0
8.2	Agriculture, Forestry, Fishing and Hunting	6043	0	5740	46613	110	0	0
8.3	Mining, Manufacturing and Construction	0	0	968	9232	23	0	0
8.4	Electricity, Gas, Steam and Other Sources of Energy	0	0	19596	107	0	0	0
8.4.1	Electricity, Gas and Steam	0	0	19596	95	0	0	0
8.4.2	Atomic Energy							
8.4.3	Non-Conventional Sources of Energy	0	0	0	12	0	0	0
8.5	Water Supply	8983	0	0	9	0	0	0
8.6	Transport and Communication	0	3295	3566	15	0	0	0
8.6.1	Road Transport	0	3295	3566	15	0	0	0
8.6.2	Water Transport							
8.6.3	Air Transport							
8.6.4	Transport and Communication n.e.c.	0	0	0	0	0	0	0

Economic-cum-Purpose Classification of State Budget (Mizoram)/2012-2013 RE								
Purpose Code	→ Economic Classification	Ro	Co	Tro	Mo	So	Cao	Aso
	Purpose Classification ▼							
4.2.3	Ayurvedic							
4.2.4	Unani							
4.2.5	Other Medical Services							
5	Social Security and Welfare Affairs and Services	0	0	55	111	0	0	0
5.1	Social Security Affairs and Services	0	0	0	0	0	0	0
5.2	Welfare affairs and Services	0	0	55	111	0	0	0
5.3	Social Security and Welfare Affairs Services n.e.c.							
6	Housing and Community Amenity Affairs and Services	0	1969	68	10	0	0	0
6.1	Housing and Community Services	0	1969	68	10	0	0	0
6.2	Sanitary affairs Services							
6.3	Housing and Community Amenity Affairs and Services n.e.c.							
7	Cultural, Recreational and Religious Affairs Services	0	0	28	0	0	0	0
7.1	Art and Cultural Affairs Services	0	0	4	0	0	0	0
7.2	Recreational and Sporting Services	0	0	21	0	0	0	0
7.3	Tourism Affairs and Services	0	0	3	0	0	0	0
7.4	Cultural, Recreational and Religious Affairs Services n.e.c.							
8	Economic Affairs and Services	36620	21035	375	379	0	0	0
8.1	General Administration, Regulation and Research	0	0	0	16	0	0	0
8.2	Agriculture, Forestry, Fishing and Hunting	20	14482	49	334	0	0	0
8.3	Mining, Manufacturing and Construction	0	0	9	5	0	0	0
8.4	Electricity, Gas, Steam and Other Sources of Energy	0	0	0	0	0	0	0
8.4.1	Electricity, Gas and Steam	0	0	0	0	0	0	0
8.4.2	Atomic Energy							
8.4.3	Non-Conventional Sources of Energy	0	0	0	0	0	0	0
8.5	Water Supply	0	6296	116	0	0	0	0
8.6	Transport and Communication	36600	257	201	24	0	0	0
8.6.1	Road Transport	36600	257	201	24	0	0	0
8.6.2	Water Transport							
8.6.3	Air Transport							
8.6.4	Transport and Communication n.e.c.	0	0	0	0	0	0	0

Economic-cum-Purpose Classification of State Budget (Mizoram)/2012-2013 RE							
Purpose Code	Economic Classification 	Psh	Pl	Stof	Stoi	Pfa	Capti
	Purpose Classification ▼						
4.2.3	Ayurvedic						
4.2.4	Unani						
4.2.5	Other Medical Services						
5	Social Security and Welfare Affairs and Services	0	0	0	0	0	0
5.1	Social Security Affairs and Services	0	0	0	0	0	0
5.2	Welfare affairs and Services	0	0	0	0	0	0
5.3	Social Security and Welfare Affairs Services n.e.c.						
6	Housing and Community Amenity Affairs and Services	0	0	0	0	0	6412
6.1	Housing and Community Services	0	0	0	0	0	6412
6.2	Sanitary affairs Services						
6.3	Housing and Community Amenity Affairs and Services n.e.c.						
7	Cultural, Recreational and Religious Affairs Services	0	0	0	0	0	0
7.1	Art and Cultural Affairs Services	0	0	0	0	0	0
7.2	Recreational and Sporting Services	0	0	0	0	0	0
7.3	Tourism Affairs and Services	0	0	0	0	0	0
7.4	Cultural, Recreational and Religious Affairs Services n.e.c.						
8	Economic Affairs and Services	0	0	0	0	38	1046
8.1	General Administration, Regulation and Research	0	0	0	0	0	0
8.2	Agriculture, Forestry, Fishing and Hunting	0	0	0	0	38	100
8.3	Mining, Manufacturing and Construction	0	0	0	0	0	222
8.4	Electricity, Gas, Steam and Other Sources of Energy	0	0	0	0	0	0
8.4.1	Electricity, Gas and Steam	0	0	0	0	0	0
8.4.2	Atomic Energy						
8.4.3	Non-Conventional Sources of Energy	0	0	0	0	0	0
8.5	Water Supply	0	0	0	0	0	0
8.6	Transport and Communication	0	0	0	0	0	724
8.6.1	Road Transport	0	0	0	0	0	0
8.6.2	Water Transport						
8.6.3	Air Transport						
8.6.4	Transport and Communication n.e.c.	0	0	0	0	0	724

Economic-cum-Purpose Classification of State Budget (Mizoram)/2012-2013 RE							
Purpose Code	→ Economic Classification	Captp	Capta	Captb	Captl	Captf	Into
	Purpose Classification ▼						
4.2.3	Ayurvedic						
4.2.4	Unani						
4.2.5	Other Medical Services						
5	Social Security and Welfare Affairs and Services	0	0	0	0	0	0
5.1	Social Security Affairs and Services	0	0	0	0	0	0
5.2	Welfare affairs and Services	0	0	0	0	0	0
5.3	Social Security and Welfare Affairs Services n.e.c.						
6	Housing and Community Amenity Affairs and Services	0	0	0	0	0	0
6.1	Housing and Community Services	0	0	0	0	0	0
6.2	Sanitary affairs Services						
6.3	Housing and Community Amenity Affairs and Services n.e.c.						
7	Cultural, Recreational and Religious Affairs Services	0	0	0	0	0	0
7.1	Art and Cultural Affairs Services	0	0	0	0	0	0
7.2	Recreational and Sporting Services	0	0	0	0	0	0
7.3	Tourism Affairs and Services	0	0	0	0	0	0
7.4	Cultural, Recreational and Religious Affairs Services n.e.c.						
8	Economic Affairs and Services	0	0	0	0	0	0
8.1	General Administration, Regulation and Research	0	0	0	0	0	0
8.2	Agriculture, Forestry, Fishing and Hunting	0	0	0	0	0	0
8.3	Mining, Manufacturing and Construction	0	0	0	0	0	0
8.4	Electricity, Gas, Steam and Other Sources of Energy	0	0	0	0	0	0
8.4.1	Electricity, Gas and Steam	0	0	0	0	0	0
8.4.2	Atomic Energy						
8.4.3	Non-Conventional Sources of Energy	0	0	0	0	0	0
8.5	Water Supply	0	0	0	0	0	0
8.6	Transport and Communication	0	0	0	0	0	0
8.6.1	Road Transport	0	0	0	0	0	0
8.6.2	Water Transport						
8.6.3	Air Transport						
8.6.4	Transport and Communication n.e.c.	0	0	0	0	0	0

Economic-cum-Purpose Classification of State Budget (Mizoram)/2012-2013 RE							
Purpose Code	Economic Classification 	Intf	Intc	Ints	F	Intl	Ts
	Purpose Classification ▼						
4.2.3	Ayurvedic						
4.2.4	Unani						
4.2.5	Other Medical Services						
5	Social Security and Welfare Affairs and Services	0	0	0	2	0	0
5.1	Social Security Affairs and Services	0	0	0	0	0	0
5.2	Welfare affairs and Services	0	0	0	2	0	0
5.3	Social Security and Welfare Affairs Services n.e.c.						
6	Housing and Community Amenity Affairs and Services	0	0	0	0	0	0
6.1	Housing and Community Services	0	0	0	0	0	0
6.2	Sanitary affairs Services						
6.3	Housing and Community Amenity Affairs and Services n.e.c.						
7	Cultural, Recreational and Religious Affairs Services	0	0	0	0	0	0
7.1	Art and Cultural Affairs Services	0	0	0	0	0	0
7.2	Recreational and Sporting Services	0	0	0	0	0	0
7.3	Tourism Affairs and Services	0	0	0	0	0	0
7.4	Cultural, Recreational and Religious Affairs Services n.e.c.						
8	Economic Affairs and Services	0	0	0	0	0	0
8.1	General Administration, Regulation and Research	0	0	0	0	0	0
8.2	Agriculture, Forestry, Fishing and Hunting	0	0	0	0	0	0
8.3	Mining, Manufacturing and Construction	0	0	0	0	0	0
8.4	Electricity, Gas, Steam and Other Sources of Energy	0	0	0	0	0	0
8.4.1	Electricity, Gas and Steam	0	0	0	0	0	0
8.4.2	Atomic Energy						
8.4.3	Non-Conventional Sources of Energy	0	0	0	0	0	0
8.5	Water Supply	0	0	0	0	0	0
8.6	Transport and Communication	0	0	0	0	0	0
8.6.1	Road Transport	0	0	0	0	0	0
8.6.2	Water Transport						
8.6.3	Air Transport						
8.6.4	Transport and Communication n.e.c.	0	0	0	0	0	0

Economic-cum-Purpose Classification of State Budget (Mizoram)/2012-2013 RE							
Purpose Code	<div> <div></div> <div>→</div> </div> Economic Classification	Tl	Tf	Ang	Alb	Total	% to Total
	Purpose Classification ▼					0	
4.2.3	Ayurvedic					0	0.00
4.2.4	Unani					0	0.00
4.2.5	Other Medical Services					0	0.00
5	Social Security and Welfare Affairs and Services	27849	0			85870	11.22
5.1	Social Security Affairs and Services	0	0	0	0	41153	5.38
5.2	Welfare affairs and Services	27849	0	0	0	44717	5.84
5.3	Social Security and Welfare Affairs Services n.e.c.					0	0.00
6	Housing and Community Amenity Affairs and Services	1682	0			43317	5.66
6.1	Housing and Community Services	1682	0	400	0	43717	5.71
6.2	Sanitary affairs Services					0	0.00
6.3	Housing and Community Amenity Affairs and Services n.e.c.					0	0.00
7	Cultural, Recreational and Religious Affairs Services	0	0			28506	3.73
7.1	Art and Cultural Affairs Services	0	0	0	0	22243	2.91
7.2	Recreational and Sporting Services	0	0	0	0	5139	0.67
7.3	Tourism Affairs and Services	0	0	0	0	1124	0.15
7.4	Cultural, Recreational and Religious Affairs Services n.e.c.					0	0.00
8	Economic Affairs and Services	0	0			227427	32.19
8.1	General Administration, Regulation and Research	0	0	0	0	6689	0.87
8.2	Agriculture, Forestry, Fishing and Hunting	0	0	75	0	101552	13.27
8.3	Mining, Manufacturing and Construction	0	0	0	0	18360	2.40
8.4	Electricity, Gas, Steam and Other Sources of Energy	0	0			19743	2.58
8.4.1	Electricity, Gas and Steam	0	0	0	0	19731	2.58
8.4.2	Atomic Energy					0	0.00
8.4.3	Non-Conventional Sources of Energy	0	0	0	0	12	0.00
8.5	Water Supply	0	0	0	0	25617	3.35
8.6	Transport and Communication	0	0			55541	7.26
8.6.1	Road Transport	0	0	2475	0	57051	7.46
8.6.2	Water Transport					0	0.00
8.6.3	Air Transport					0	0.00
8.6.4	Transport and Communication n.e.c.	0	0	0	0	965	0.13

Economic-cum-Purpose Classification of State Budget (Mizoram)/2012-2013 RE							
Purpose Code	<div> <div></div> <div>→</div> </div> Economic Classification	S	W	A	Bcs	Bco	Bk
	Purpose Classification ▼						
8.7	Other Economic Services	2645	63	0	229	0	0
9	Environmental Protection	0	0	0	0	0	0
9.1	Waste Management						
9.2	Waste Water Management						
9.3	Prevention and Control of Pollution	0	0	0	0	0	0
9.4	Environmental Research & Eduction						
9.5	Environmental Protection n.e.c.						
10	Relief on Calamities	128	9	0	10	0	0
10.1	Relief on Calamities	128	9	0	10	0	0
10.2	Other Miscellaneous Services						
Total		168426	6393	5	9655	0	0
This report was generated on: 5/27/2014 at 11:33:15 AM							

Economic-cum-Purpose Classification of State Budget (Mizoram)/2012-2013 RE							
Purpose Code	<div> <div></div> <div>————→</div> </div> Economic Classification	Pension	COE	P1	P2	Net G	Bm
	Purpose Classification ▼						
8.7	Other Economic Services	387	3324	0	0	2394	32
9	Environmental Protection	0	0	0	0	0	0
9.1	Waste Management						
9.2	Waste Water Management						
9.3	Prevention and Control of Pollution	0	0	0	0	0	0
9.4	Environmental Research & Eduction						
9.5	Environmental Protection n.e.c.						
10	Relief on Calamities	19	166	0	0	2447	0
10.1	Relief on Calamities	19	166	0	0	2447	0
10.2	Other Miscellaneous Services						
Total		24653	209132	27017	0	32298	5585
This report was generated on: 5/27/2014 at 11:33:15 AM							

Economic-cum-Purpose Classification of State Budget (Mizoram)/2012-2013 RE								
Purpose Code	<div> <div>—————→</div> <div>Economic Classification</div> </div>	Cm	Rm	Subsidy	Ti	Tp	Ta	Bo
	Purpose Classification ▼							
8.7	Other Economic Services	0	0	0	0	181	0	9631
9	Environmental Protection	0	0	0	0	0	0	0
9.1	Waste Management							
9.2	Waste Water Management							
9.3	Prevention and Control of Pollution	0	0	0	0	0	0	0
9.4	Environmental Research & Eduction							
9.5	Environmental Protection n.e.c.							
10	Relief on Calamities	0	0	0	0	0	0	0
10.1	Relief on Calamities	0	0	0	0	0	0	0
10.2	Other Miscellaneous Services							
Total		15027	3295	29870	82998	371	1200	41226
This report was generated on: 5/27/2014 at 11:33:15 AM								

Economic-cum-Purpose Classification of State Budget (Mizoram)/2012-2013 RE								
Purpose Code	<div> <div></div> <div>→</div> </div> Economic Classification	Ro	Co	Tro	Mo	So	Cao	Aso
	Purpose Classification ▼							
8.7	Other Economic Services	0	0	0	0	0	0	0
9	Environmental Protection	0	0	0	0	0	0	0
9.1	Waste Management							
9.2	Waste Water Management							
9.3	Prevention and Control of Pollution	0	0	0	0	0	0	0
9.4	Environmental Research & Eduction							
9.5	Environmental Protection n.e.c.							
10	Relief on Calamities	0	0	0	1	0	0	0
10.1	Relief on Calamities	0	0	0	1	0	0	0
10.2	Other Miscellaneous Services							
Total		39076	24158	1727	2774	0	0	0
This report was generated on: 5/27/2014 at 11:33:15 AM								

Economic-cum-Purpose Classification of State Budget (Mizoram)/2012-2013 RE							
Purpose Code	<div> <div></div> <div>→</div> </div> Economic Classification	Psh	Pl	Stof	Stoi	Pfa	Capti
	Purpose Classification ▼						
8.7	Other Economic Services	0	0	0	0	0	0
9	Environmental Protection	0	0	0	0	0	0
9.1	Waste Management						
9.2	Waste Water Management						
9.3	Prevention and Control of Pollution	0	0	0	0	0	0
9.4	Environmental Research & Eduction						
9.5	Environmental Protection n.e.c.						
10	Relief on Calamities	0	0	0	0	0	0
10.1	Relief on Calamities	0	0	0	0	0	0
10.2	Other Miscellaneous Services						
Total		0	0	0	0	128	7927
This report was generated on: 5/27/2014 at 11:33:15 AM							

Economic-cum-Purpose Classification of State Budget (Mizoram)/2012-2013 RE							
Purpose Code	<div> <div></div> <div>→</div> </div> Economic Classification	Captp	Capta	Captb	Captl	Captf	Into
	Purpose Classification ▼						
8.7	Other Economic Services	0	0	0	0	0	0
9	Environmental Protection	0	0	0	0	0	0
9.1	Waste Management						
9.2	Waste Water Management						
9.3	Prevention and Control of Pollution	0	0	0	0	0	0
9.4	Environmental Research & Education						
9.5	Environmental Protection n.e.c.						
10	Relief on Calamities	0	0	0	0	0	0
10.1	Relief on Calamities	0	0	0	0	0	0
10.2	Other Miscellaneous Services						
Total		0	0	0	0	0	0
This report was generated on: 5/27/2014 at 11:33:15 AM							


Economic-cum-Purpose Classification of State Budget (Mizoram)/2012-2013 RE							
Purpose Code	<div> <div></div> <div>→</div> </div> Economic Classification	Intf	Intc	Ints	F	Intl	Ts
	Purpose Classification ▼						
8.7	Other Economic Services	0	0	0	0	0	0
9	Environmental Protection	0	0	0	0	0	0
9.1	Waste Management						
9.2	Waste Water Management						
9.3	Prevention and Control of Pollution	0	0	0	0	0	0
9.4	Environmental Research & Eduction						
9.5	Environmental Protection n.e.c.						
10	Relief on Calamities	0	0	0	0	0	0
10.1	Relief on Calamities	0	0	0	0	0	0
10.2	Other Miscellaneous Services						
Total		0	0	27170	0	0	0
This report was generated on: 5/27/2014 at 11:33:15 AM							


Economic-cum-Purpose Classification of State Budget (Mizoram)/2012-2013 RE							
Purpose Code	<div> <div></div> <div>→</div> </div> Economic Classification	Tl	Tf	Ang	Alb	Total	% to Total
	Purpose Classification ▼						
8.7	Other Economic Services	0	0	0	0	18886	2.47
9	Environmental Protection	0	0			8	0.00
9.1	Waste Management					0	0.00
9.2	Waste Water Management					0	0.00
9.3	Prevention and Control of Pollution	0	0	0	0	8	0.00
9.4	Environmental Research & Eduction					0	0.00
9.5	Environmental Protection n.e.c.					0	0.00
10	Relief on Calamities	0	0			2780	0.36
10.1	Relief on Calamities	0	0	0	0	2780	0.36
10.2	Other Miscellaneous Services					0	0.00
Total		32192	0			765143	100.00
This report was generated on: 5/27/2014 at 11:33:15 AM							

Economic-cum-Purpose Classification of State Budget (Mizoram)/2013-2014 BE							
Purpose Code	<div> <div>→</div> Economic Classification </div>	S	W	A	Bcs	Bco	Bk
	Purpose Classification ▼						
1	General Public Services	64363	3709	5	4945	0	0
1.1	General Administration, External affairs, Public Order & Safety	64272	3699	5	4942	0	0
1.1.1	Public Order & safety	39981	408	0	1197	0	0
1.1.2	Planning & Statistical Activities	741	14	0	26	0	0
1.1.3	General Administration, External affairs, Public Order & Safety, n.e.c	23550	3277	5	3719	0	0
1.2	General Research	91	10	0	3	0	0
2	Defence						
3	Education	54601	129	0	841	0	0
3.1	Administration, Regulation & Research	2195	57	0	94	0	0
3.1.1	Primary Education	902	42	0	13	0	0
3.1.2	Secondary Education	720	6	0	66	0	0
3.1.3	Higher Secondary and University Education	252	4	0	5	0	0
3.1.4	Other Educational Administration n.e.c.	321	5	0	10	0	0
3.2	Education Services n.e.c.	52406	72	0	747	0	0
3.2.1	Primary Education	30800	0	0	434	0	0
3.2.2	Secondary Education	12214	12	0	215	0	0
3.2.3	Higher Secondary and University Education	8737	51	0	80	0	0
3.2.4	Education Services n.e.c.	655	9	0	18	0	0
4	Health Affairs and Services	13763	80	0	264	0	0
4.1	Administration, Regulation and Research	2327	1	0	36	0	0
4.1.1	Allopathic	2327	1	0	36	0	0
4.1.2	Homoepathic	0	0	0	0	0	0
4.1.3	Ayurvedic						
4.1.4	Unani						
4.1.5	Other Medical Administration n.e.c.						
4.2	Health Services	11436	79	0	228	0	0
4.2.1	Allopathic	11436	79	0	228	0	0
4.2.2	Homoepathic						


Economic-cum-Purpose Classification of State Budget (Mizoram)/ 2013-2014 BE							
Purpose Code	<div> <div>→</div> Economic Classification </div>	Pension	COE	P1	P2	Net G	Bm
	Purpose Classification ▼						
1	General Public Services	8513	81535	0	0	9602	2045
1.1	General Administration, External affairs, Public Order & Safety	8501	81419	0	0	9566	2045
1.1.1	Public Order & safety	5288	46874	0	0	1489	962
1.1.2	Planning & Statistical Activities	98	879	0	0	122	0
1.1.3	General Administration, External affairs, Public Order & Safety, n.e.c	3115	33666	0	0	7955	1083
1.2	General Research	12	116	0	0	36	0
2	Defence						
3	Education	7219	62790	0	0	1060	184
3.1	Administration, Regulation & Research	289	2635	0	0	334	90
3.1.1	Primary Education	119	1076	0	0	168	48
3.1.2	Secondary Education	95	887	0	0	270	30
3.1.3	Higher Secondary and University Education	33	294	0	0	55	6
3.1.4	Other Educational Administration n.e.c.	42	378	0	0	-159	6
3.2	Education Services n.e.c.	6930	60155	0	0	726	94
3.2.1	Primary Education	4073	35307	0	0	274	41
3.2.2	Secondary Education	1615	14056	0	0	124	23
3.2.3	Higher Secondary and University Education	1155	10023	0	0	269	18
3.2.4	Education Services n.e.c.	87	769	0	0	59	12
4	Health Affairs and Services	1820	15927	0	0	892	875
4.1	Administration, Regulation and Research	308	2672	0	0	112	1
4.1.1	Allopathic	308	2672	0	0	110	1
4.1.2	Homoepathic	0	0	0	0	2	0
4.1.3	Ayurvedic						
4.1.4	Unani						
4.1.5	Other Medical Administration n.e.c.						
4.2	Health Services	1512	13255	0	0	780	874
4.2.1	Allopathic	1512	13255	0	0	780	874
4.2.2	Homoepathic						

Economic-cum-Purpose Classification of State Budget (Mizoram)/2013-2014 BE								
Purpose Code	<div> <div>→</div> Economic Classification </div>	Cm	Rm	Subsidy	Ti	Tp	Ta	BO
	Purpose Classification ▼							
1	General Public Services	0	0	0	114	0	0	985
1.1	General Administration, External affairs, Public Order & Safety	0	0	0	72	0	0	985
1.1.1	Public Order & safety	0	0	0	0	0	0	985
1.1.2	Planning & Statistical Activities	0	0	0	0	0	0	0
1.1.3	General Administration, External affairs, Public Order & Safety, n.e.c	0	0	0	72	0	0	0
1.2	General Research	0	0	0	42	0	0	0
2	Defence							
3	Education	0	0	0	5803	1	0	0
3.1	Administration, Regulation & Research	0	0	0	60	0	0	0
3.1.1	Primary Education	0	0	0	0	0	0	0
3.1.2	Secondary Education	0	0	0	0	0	0	0
3.1.3	Higher Secondary and University Education	0	0	0	0	0	0	0
3.1.4	Other Educational Administration n.e.c.	0	0	0	60	0	0	0
3.2	Education Services n.e.c.	0	0	0	5743	1	0	0
3.2.1	Primary Education	0	0	0	1842	1	0	0
3.2.2	Secondary Education	0	0	0	3326	0	0	0
3.2.3	Higher Secondary and University Education	0	0	0	575	0	0	0
3.2.4	Education Services n.e.c.	0	0	0	0	0	0	0
4	Health Affairs and Services	0	0	0	129	0	0	0
4.1	Administration, Regulation and Research	0	0	0	10	0	0	0
4.1.1	Allopathic	0	0	0	10	0	0	0
4.1.2	Homoepathic	0	0	0	0	0	0	0
4.1.3	Ayurvedic							
4.1.4	Unani							
4.1.5	Other Medical Administration n.e.c.							
4.2	Health Services	0	0	0	119	0	0	0
4.2.1	Allopathic	0	0	0	119	0	0	0
4.2.2	Homoepathic							

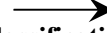
Economic-cum-Purpose Classification of State Budget (Mizoram)/2013-2014 BE								
Purpose Code	Economic Classification 	RO	Co	Tro	Mo	So	Cao	Aso
	Purpose Classification ▼							
1	General Public Services	0	466	545	165	0	0	0
1.1	General Administration, External affairs, Public Order & Safety	0	466	545	165	0	0	0
1.1.1	Public Order & safety	0	0	338	102	0	0	0
1.1.2	Planning & Statistical Activities	0	0	0	0	0	0	0
1.1.3	General Administration, External affairs, Public Order & Safety, n.e.c	0	466	207	63	0	0	0
1.2	General Research	0	0	0	0	0	0	0
2	Defence							
3	Education	0	0	48	62	0	0	0
3.1	Administration, Regulation & Research	0	0	24	0	0	0	0
3.1.1	Primary Education	0	0	10	0	0	0	0
3.1.2	Secondary Education	0	0	12	0	0	0	0
3.1.3	Higher Secondary and University Education	0	0	2	0	0	0	0
3.1.4	Other Educational Administration n.e.c.	0	0	0	0	0	0	0
3.2	Education Services n.e.c.	0	0	24	62	0	0	0
3.2.1	Primary Education	0	0	0	0	0	0	0
3.2.2	Secondary Education	0	0	0	0	0	0	0
3.2.3	Higher Secondary and University Education	0	0	15	32	0	0	0
3.2.4	Education Services n.e.c.	0	0	9	30	0	0	0
4	Health Affairs and Services	0	0	39	204	0	0	0
4.1	Administration, Regulation and Research	0	0	14	5	0	0	0
4.1.1	Allopathic	0	0	14	5	0	0	0
4.1.2	Homoepathic	0	0	0	0	0	0	0
4.1.3	Ayurvedic							
4.1.4	Unani							
4.1.5	Other Medical Administration n.e.c.							
4.2	Health Services	0	0	25	199	0	0	0
4.2.1	Allopathic	0	0	25	199	0	0	0
4.2.2	Homoepathic							

Economic-cum-Purpose Classification of State Budget (Mizoram)/2013-2014 BE							
Purpose Code	Economic Classification 	Psh	Pl	Stof	Stoi	Pfa	Capti
	Purpose Classification ▼						
1	General Public Services	0	0	0	0	0	0
1.1	General Administration, External affairs, Public Order & Safety	0	0	0	0	0	0
1.1.1	Public Order & safety	0	0	0	0	0	0
1.1.2	Planning & Statistical Activities	0	0	0	0	0	0
1.1.3	General Administration, External affairs, Public Order & Safety, n.e.c	0	0	0	0	0	0
1.2	General Research	0	0	0	0	0	0
2	Defence						
3	Education	0	0	0	0	0	0
3.1	Administration, Regulation & Research	0	0	0	0	0	0
3.1.1	Primary Education	0	0	0	0	0	0
3.1.2	Secondary Education	0	0	0	0	0	0
3.1.3	Higher Secondary and University Education	0	0	0	0	0	0
3.1.4	Other Educational Administration n.e.c.	0	0	0	0	0	0
3.2	Education Services n.e.c.	0	0	0	0	0	0
3.2.1	Primary Education	0	0	0	0	0	0
3.2.2	Secondary Education	0	0	0	0	0	0
3.2.3	Higher Secondary and University Education	0	0	0	0	0	0
3.2.4	Education Services n.e.c.	0	0	0	0	0	0
4	Health Affairs and Services	0	0	0	0	0	0
4.1	Administration, Regulation and Research	0	0	0	0	0	0
4.1.1	Allopathic	0	0	0	0	0	0
4.1.2	Homoepathic	0	0	0	0	0	0
4.1.3	Ayurvedic						
4.1.4	Unani						
4.1.5	Other Medical Administration n.e.c.						
4.2	Health Services	0	0	0	0	0	0
4.2.1	Allopathic	0	0	0	0	0	0
4.2.2	Homoepathic						


Economic-cum-Purpose Classification of State Budget (Mizoram)/2013-2014 BE							
Purpose Code	<div> <div>→</div> Economic Classification </div>	Captp	Capta	Captb	Captl	Captf	Into
	Purpose Classification ▼						
1	General Public Services	0	0	0	0	0	0
1.1	General Administration, External affairs, Public Order & Safety	0	0	0	0	0	0
1.1.1	Public Order & safety	0	0	0	0	0	0
1.1.2	Planning & Statistical Activities	0	0	0	0	0	0
1.1.3	General Administration, External affairs, Public Order & Safety, n.e.c	0	0	0	0	0	0
1.2	General Research	0	0	0	0	0	0
2	Defence						
3	Education	0	0	0	0	0	0
3.1	Administration, Regulation & Research	0	0	0	0	0	0
3.1.1	Primary Education	0	0	0	0	0	0
3.1.2	Secondary Education	0	0	0	0	0	0
3.1.3	Higher Secondary and University Education	0	0	0	0	0	0
3.1.4	Other Educational Administration n.e.c.	0	0	0	0	0	0
3.2	Education Services n.e.c.	0	0	0	0	0	0
3.2.1	Primary Education	0	0	0	0	0	0
3.2.2	Secondary Education	0	0	0	0	0	0
3.2.3	Higher Secondary and University Education	0	0	0	0	0	0
3.2.4	Education Services n.e.c.	0	0	0	0	0	0
4	Health Affairs and Services	0	0	0	0	0	0
4.1	Administration, Regulation and Research	0	0	0	0	0	0
4.1.1	Allopathic	0	0	0	0	0	0
4.1.2	Homoepathic	0	0	0	0	0	0
4.1.3	Ayurvedic						
4.1.4	Unani						
4.1.5	Other Medical Administration n.e.c.						
4.2	Health Services	0	0	0	0	0	0
4.2.1	Allopathic	0	0	0	0	0	0
4.2.2	Homoepathic						

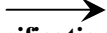
Economic-cum-Purpose Classification of State Budget (Mizoram)/2013-2014 BE							
Purpose Code	Economic Classification 	Intf	Intc	Ints	F	Intl	Ts
	Purpose Classification ▼						
1	General Public Services	0	0	0	0	0	0
1.1	General Administration, External affairs, Public Order & Safety	0	0	0	0	0	0
1.1.1	Public Order & safety	0	0	0	0	0	0
1.1.2	Planning & Statistical Activities	0	0	0	0	0	0
1.1.3	General Administration, External affairs, Public Order & Safety, n.e.c	0	0	0	0	0	0
1.2	General Research	0	0	0	0	0	0
2	Defence						
3	Education	0	0	0	0	0	0
3.1	Administration, Regulation & Research	0	0	0	0	0	0
3.1.1	Primary Education	0	0	0	0	0	0
3.1.2	Secondary Education	0	0	0	0	0	0
3.1.3	Higher Secondary and University Education	0	0	0	0	0	0
3.1.4	Other Educational Administration n.e.c.	0	0	0	0	0	0
3.2	Education Services n.e.c.	0	0	0	0	0	0
3.2.1	Primary Education	0	0	0	0	0	0
3.2.2	Secondary Education	0	0	0	0	0	0
3.2.3	Higher Secondary and University Education	0	0	0	0	0	0
3.2.4	Education Services n.e.c.	0	0	0	0	0	0
4	Health Affairs and Services	0	0	0	0	0	0
4.1	Administration, Regulation and Research	0	0	0	0	0	0
4.1.1	Allopathic	0	0	0	0	0	0
4.1.2	Homoepathic	0	0	0	0	0	0
4.1.3	Ayurvedic						
4.1.4	Unani						
4.1.5	Other Medical Administration n.e.c.						
4.2	Health Services	0	0	0	0	0	0
4.2.1	Allopathic	0	0	0	0	0	0
4.2.2	Homoepathic						

Economic-cum-Purpose Classification of State Budget (Mizoram)/2013-2014 BE							
Purpose Code	<div> <div>→</div> Economic Classification </div>	Tl	Tf	Ang	Alb	Total	% to Total
	Purpose Classification ▼						
1	General Public Services	5041	0			182033	26.19
1.1	General Administration, External affairs, Public Order & Safety	5041	0			181723	26.14
1.1.1	Public Order & safety	0	0	0	0	97624	14.04
1.1.2	Planning & Statistical Activities	0	0	0	0	1880	0.27
1.1.3	General Administration, External affairs, Public Order & Safety, n.e.c	5041	0	170	0	82389	11.85
1.2	General Research	0	0	0	0	310	0.04
2	Defence					0	0.00
3	Education	0	0			132738	19.09
3.1	Administration, Regulation & Research	0	0			5778	0.83
3.1.1	Primary Education	0	0	0	0	2378	0.34
3.1.2	Secondary Education	0	0	0	0	2086	0.30
3.1.3	Higher Secondary and University Education	0	0	0	0	651	0.09
3.1.4	Other Educational Administration n.e.c.	0	0	0	0	663	0.10
3.2	Education Services n.e.c.	0	0			126960	18.26
3.2.1	Primary Education	0	0	0	0	72772	10.47
3.2.2	Secondary Education	0	0	0	0	31585	4.54
3.2.3	Higher Secondary and University Education	0	0	0	0	20955	3.01
3.2.4	Education Services n.e.c.	0	0	0	0	1648	0.24
4	Health Affairs and Services	0	0			33993	4.89
4.1	Administration, Regulation and Research	0	0			5486	0.79
4.1.1	Allopathic	0	0	0	0	5484	0.79
4.1.2	Homoepathic	0	0	0	0	2	0.00
4.1.3	Ayurvedic					0	0.00
4.1.4	Unani					0	0.00
4.1.5	Other Medical Administration n.e.c.					0	0.00
4.2	Health Services	0	0			28507	4.10
4.2.1	Allopathic	0	0	0	0	28507	4.10
4.2.2	Homoepathic					0	0.00

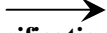
Economic-cum-Purpose Classification of State Budget (Mizoram)/2013-2014 BE							
Purpose Code	Economic Classification 	S	W	A	Bcs	Bco	Bk
	Purpose Classification ▼						
4.2.3	Ayurvedic						
4.2.4	Unani						
4.2.5	Other Medical Services						
5	Social Security and Welfare Affairs and Services	3030	40	0	56	0	0
5.1	Social Security Affairs and Services	955	3	0	21	0	0
5.2	Welfare affairs and Services	2075	37	0	35	0	0
5.3	Social Security and Welfare Affairs Services n.e.c.						
6	Housing and Community Amenity Affairs and Services	3185	288	0	105	0	0
6.1	Housing and Community Services	3185	288	0	105	0	0
6.2	Sanitary affairs Services						
6.3	Housing and Community Amenity Affairs and Services n.e.c.						
7	Cultural, Recreational and Religious Affairs Services	7162	210	0	104	0	0
7.1	Art and Cultural Affairs Services	6446	23	0	71	0	0
7.2	Recreational and Sporting Services	374	76	0	14	0	0
7.3	Tourism Affairs and Services	342	111	0	19	0	0
7.4	Cultural, Recreational and Religious Affairs Services n.e.c.						
8	Economic Affairs and Services	23659	1401	0	849	0	0
8.1	General Administration, Regulation and Research	1155	75	0	69	0	0
8.2	Agriculture, Forestry, Fishing and Hunting	9570	784	0	268	0	0
8.3	Mining, Manufacturing and Construction	3193	222	0	115	0	0
8.4	Electricity, Gas, Steam and Other Sources of Energy	0	0	0	0	0	0
8.4.1	Electricity, Gas and Steam	0	0	0	0	0	0
8.4.2	Atomic Energy						
8.4.3	Non-Conventional Sources of Energy	0	0	0	0	0	0
8.5	Water Supply	4443	0	0	234	0	0
8.6	Transport and Communication	5298	320	0	163	0	0
8.6.1	Road Transport	5218	308	0	161	0	0
8.6.2	Water Transport						
8.6.3	Air Transport						
8.6.4	Transport and Communication n.e.c.	80	12	0	2	0	0

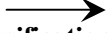
Economic-cum-Purpose Classification of State Budget (Mizoram)/2013-2014 BE →							
Purpose Code	Economic Classification	Pension	COE	P1	P2	Net G	Bm
	Purpose Classification ▼						
4.2.3	Ayurvedic						
4.2.4	Unani						
4.2.5	Other Medical Services						
5	Social Security and Welfare Affairs and Services	400	3526	25017	0	881	30
5.1	Social Security Affairs and Services	126	1105	25017	0	113	7
5.2	Welfare affairs and Services	274	2421	0	0	768	23
5.3	Social Security and Welfare Affairs Services n.e.c.						
6	Housing and Community Amenity Affairs and Services	421	3999	0	0	504	906
6.1	Housing and Community Services	421	3999	0	0	504	906
6.2	Sanitary affairs Services						
6.3	Housing and Community Amenity Affairs and Services n.e.c.						
7	Cultural, Recreational and Religious Affairs Services	946	8422	0	0	231	186
7.1	Art and Cultural Affairs Services	852	7392	0	0	101	154
7.2	Recreational and Sporting Services	49	513	0	0	205	23
7.3	Tourism Affairs and Services	45	517	0	0	-75	9
7.4	Cultural, Recreational and Religious Affairs Services n.e.c.						
8	Economic Affairs and Services	3130	29039	0	0	93059	725
8.1	General Administration, Regulation and Research	153	1452	0	0	92552	416
8.2	Agriculture, Forestry, Fishing and Hunting	1266	11888	0	0	1154	62
8.3	Mining, Manufacturing and Construction	422	3952	0	0	527	247
8.4	Electricity, Gas, Steam and Other Sources of Energy	0	0	0	0	40	0
8.4.1	Electricity, Gas and Steam	0	0	0	0	40	0
8.4.2	Atomic Energy						
8.4.3	Non-Conventional Sources of Energy	0	0	0	0	0	0
8.5	Water Supply	588	5265	0	0	475	0
8.6	Transport and Communication	701	6482	0	0	-1689	0
8.6.1	Road Transport	690	6377	0	0	-1718	0
8.6.2	Water Transport						
8.6.3	Air Transport						
8.6.4	Transport and Communication n.e.c.	11	105	0	0	29	0

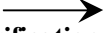
Economic-cum-Purpose Classification of State Budget (Mizoram)/2013-2014 BE								
Purpose Code	Economic Classification 	Cm	Rm	Subsidy	Ti	Tp	Ta	Bo
	Purpose Classification ▼							
4.2.3	Ayurvedic							
4.2.4	Unani							
4.2.5	Other Medical Services							
5	Social Security and Welfare Affairs and Services	0	0	0	1547	12	0	1666
5.1	Social Security Affairs and Services	0	0	0	266	0	0	1666
5.2	Welfare affairs and Services	0	0	0	1281	12	0	0
5.3	Social Security and Welfare Affairs Services n.e.c.							
6	Housing and Community Amenity Affairs and Services	1	0	0	2	0	1200	15968
6.1	Housing and Community Services	1	0	0	2	0	1200	15968
6.2	Sanitary affairs Services							
6.3	Housing and Community Amenity Affairs and Services n.e.c.							
7	Cultural, Recreational and Religious Affairs Services	0	0	0	517	0	0	200
7.1	Art and Cultural Affairs Services	0	0	0	38	0	0	150
7.2	Recreational and Sporting Services	0	0	0	475	0	0	50
7.3	Tourism Affairs and Services	0	0	0	4	0	0	0
7.4	Cultural, Recreational and Religious Affairs Services n.e.c.							
8	Economic Affairs and Services	9555	3495	22308	15886	67	0	0
8.1	General Administration, Regulation and Research	0	0	0	80	2	0	0
8.2	Agriculture, Forestry, Fishing and Hunting	3895	0	5660	14707	60	0	0
8.3	Mining, Manufacturing and Construction	0	0	734	1013	5	0	0
8.4	Electricity, Gas, Steam and Other Sources of Energy	0	0	12342	71	0	0	0
8.4.1	Electricity, Gas and Steam	0	0	12342	60	0	0	0
8.4.2	Atomic Energy							
8.4.3	Non-Conventional Sources of Energy	0	0	0	11	0	0	0
8.5	Water Supply	5660	0	0	0	0	0	0
8.6	Transport and Communication	0	3495	3572	15	0	0	0
8.6.1	Road Transport	0	3495	3572	15	0	0	0
8.6.2	Water Transport							
8.6.3	Air Transport							
8.6.4	Transport and Communication n.e.c.	0	0	0	0	0	0	0

Economic-cum-Purpose Classification of State Budget (Mizoram)/2013-2014 BE								
Purpose Code	Economic Classification 	Ro	Co	Tro	Mo	So	Cao	Aso
	Purpose Classification ▼							
4.2.3	Ayurvedic							
4.2.4	Unani							
4.2.5	Other Medical Services							
5	Social Security and Welfare Affairs and Services	0	0	29	1	0	0	0
5.1	Social Security Affairs and Services	0	0	0	0	0	0	0
5.2	Welfare affairs and Services	0	0	29	1	0	0	0
5.3	Social Security and Welfare Affairs Services n.e.c.							
6	Housing and Community Amenity Affairs and Services	0	0	60	2	0	0	0
6.1	Housing and Community Services	0	0	60	2	0	0	0
6.2	Sanitary affairs Services							
6.3	Housing and Community Amenity Affairs and Services n.e.c.							
7	Cultural, Recreational and Religious Affairs Services	0	0	21	0	0	0	0
7.1	Art and Cultural Affairs Services	0	0	4	0	0	0	0
7.2	Recreational and Sporting Services	0	0	14	0	0	0	0
7.3	Tourism Affairs and Services	0	0	3	0	0	0	0
7.4	Cultural, Recreational and Religious Affairs Services n.e.c.							
8	Economic Affairs and Services	7586	13834	325	73	0	0	0
8.1	General Administration, Regulation and Research	0	0	0	10	0	0	0
8.2	Agriculture, Forestry, Fishing and Hunting	0	13664	43	5	0	0	0
8.3	Mining, Manufacturing and Construction	0	0	7	34	0	0	0
8.4	Electricity, Gas, Steam and Other Sources of Energy	0	0	0	0	0	0	0
8.4.1	Electricity, Gas and Steam	0	0	0	0	0	0	0
8.4.2	Atomic Energy							
8.4.3	Non-Conventional Sources of Energy	0	0	0	0	0	0	0
8.5	Water Supply	0	170	74	0	0	0	0
8.6	Transport and Communication	7586	0	201	24	0	0	0
8.6.1	Road Transport	7586	0	201	24	0	0	0
8.6.2	Water Transport							
8.6.3	Air Transport							
8.6.4	Transport and Communication n.e.c.	0	0	0	0	0	0	0

Economic-cum-Purpose Classification of State Budget (Mizoram)/ 2013-2014 BE							
Purpose Code	Economic Classification →	Psh	Pl	Stof	Stoi	Pfa	Capti
	Purpose Classification ▼						
4.2.3	Ayurvedic						
4.2.4	Unani						
4.2.5	Other Medical Services						
5	Social Security and Welfare Affairs and Services	0	0	0	0	0	0
5.1	Social Security Affairs and Services	0	0	0	0	0	0
5.2	Welfare affairs and Services	0	0	0	0	0	0
5.3	Social Security and Welfare Affairs Services n.e.c.						
6	Housing and Community Amenity Affairs and Services	0	0	0	0	0	2708
6.1	Housing and Community Services	0	0	0	0	0	2708
6.2	Sanitary affairs Services						
6.3	Housing and Community Amenity Affairs and Services n.e.c.						
7	Cultural, Recreational and Religious Affairs Services	0	0	0	0	0	0
7.1	Art and Cultural Affairs Services	0	0	0	0	0	0
7.2	Recreational and Sporting Services	0	0	0	0	0	0
7.3	Tourism Affairs and Services	0	0	0	0	0	0
7.4	Cultural, Recreational and Religious Affairs Services n.e.c.						
8	Economic Affairs and Services	0	0	0	0	123	239
8.1	General Administration, Regulation and Research	0	0	0	0	0	0
8.2	Agriculture, Forestry, Fishing and Hunting	0	0	0	0	123	0
8.3	Mining, Manufacturing and Construction	0	0	0	0	0	0
8.4	Electricity, Gas, Steam and Other Sources of Energy	0	0	0	0	0	0
8.4.1	Electricity, Gas and Steam	0	0	0	0	0	0
8.4.2	Atomic Energy						
8.4.3	Non-Conventional Sources of Energy	0	0	0	0	0	0
8.5	Water Supply	0	0	0	0	0	0
8.6	Transport and Communication	0	0	0	0	0	239
8.6.1	Road Transport	0	0	0	0	0	0
8.6.2	Water Transport						
8.6.3	Air Transport						
8.6.4	Transport and Communication n.e.c.	0	0	0	0	0	239

Economic-cum-Purpose Classification of State Budget (Mizoram)/ 2013-2014 BE							
Purpose Code	Economic Classification 	Captp	Capta	Capts	Captl	Captf	Into
	Purpose Classification ▼						
4.2.3	Ayurvedic						
4.2.4	Unani						
4.2.5	Other Medical Services						
5	Social Security and Welfare Affairs and Services	0	0	0	0	0	0
5.1	Social Security Affairs and Services	0	0	0	0	0	0
5.2	Welfare affairs and Services	0	0	0	0	0	0
5.3	Social Security and Welfare Affairs Services n.e.c.						
6	Housing and Community Amenity Affairs and Services	0	0	0	0	0	0
6.1	Housing and Community Services	0	0	0	0	0	0
6.2	Sanitary affairs Services						
6.3	Housing and Community Amenity Affairs and Services n.e.c.						
7	Cultural, Recreational and Religious Affairs Services	0	0	0	0	0	0
7.1	Art and Cultural Affairs Services	0	0	0	0	0	0
7.2	Recreational and Sporting Services	0	0	0	0	0	0
7.3	Tourism Affairs and Services	0	0	0	0	0	0
7.4	Cultural, Recreational and Religious Affairs Services n.e.c.						
8	Economic Affairs and Services	0	0	0	0	0	0
8.1	General Administration, Regulation and Research	0	0	0	0	0	0
8.2	Agriculture, Forestry, Fishing and Hunting	0	0	0	0	0	0
8.3	Mining, Manufacturing and Construction	0	0	0	0	0	0
8.4	Electricity, Gas, Steam and Other Sources of Energy	0	0	0	0	0	0
8.4.1	Electricity, Gas and Steam	0	0	0	0	0	0
8.4.2	Atomic Energy						
8.4.3	Non-Conventional Sources of Energy	0	0	0	0	0	0
8.5	Water Supply	0	0	0	0	0	0
8.6	Transport and Communication	0	0	0	0	0	0
8.6.1	Road Transport	0	0	0	0	0	0
8.6.2	Water Transport						
8.6.3	Air Transport						
8.6.4	Transport and Communication n.e.c.	0	0	0	0	0	0


Economic-cum-Purpose Classification of State Budget (Mizoram)/ 2013-2014 BE							
Purpose Code	Economic Classification 	Intf	Intc	Ints	F	Intl	Ts
	Purpose Classification ▼						
4.2.3	Ayurvedic						
4.2.4	Unani						
4.2.5	Other Medical Services						
5	Social Security and Welfare Affairs and Services	0	0	0	2	0	0
5.1	Social Security Affairs and Services	0	0	0	0	0	0
5.2	Welfare affairs and Services	0	0	0	2	0	0
5.3	Social Security and Welfare Affairs Services n.e.c.						
6	Housing and Community Amenity Affairs and Services	0	0	0	0	0	0
6.1	Housing and Community Services	0	0	0	0	0	0
6.2	Sanitary affairs Services						
6.3	Housing and Community Amenity Affairs and Services n.e.c.						
7	Cultural, Recreational and Religious Affairs Services	0	0	0	0	0	0
7.1	Art and Cultural Affairs Services	0	0	0	0	0	0
7.2	Recreational and Sporting Services	0	0	0	0	0	0
7.3	Tourism Affairs and Services	0	0	0	0	0	0
7.4	Cultural, Recreational and Religious Affairs Services n.e.c.						
8	Economic Affairs and Services	0	0	0	0	0	0
8.1	General Administration, Regulation and Research	0	0	0	0	0	0
8.2	Agriculture, Forestry, Fishing and Hunting	0	0	0	0	0	0
8.3	Mining, Manufacturing and Construction	0	0	0	0	0	0
8.4	Electricity, Gas, Steam and Other Sources of Energy	0	0	0	0	0	0
8.4.1	Electricity, Gas and Steam	0	0	0	0	0	0
8.4.2	Atomic Energy						
8.4.3	Non-Conventional Sources of Energy	0	0	0	0	0	0
8.5	Water Supply	0	0	0	0	0	0
8.6	Transport and Communication	0	0	0	0	0	0
8.6.1	Road Transport	0	0	0	0	0	0
8.6.2	Water Transport						
8.6.3	Air Transport						
8.6.4	Transport and Communication n.e.c.	0	0	0	0	0	0


Economic-cum-Purpose Classification of State Budget (Mizoram)/ 2013-2014 BE							
Purpose Code	Economic Classification 	Tl	Tf	Ang	Alb	Total	% to Total
	Purpose Classification ▼					0	
4.2.3	Ayurvedic					0	0.00
4.2.4	Unani					0	0.00
4.2.5	Other Medical Services					0	0.00
5	Social Security and Welfare Affairs and Services	21073	0			57310	8.24
5.1	Social Security Affairs and Services	0	0	0	0	29279	4.21
5.2	Welfare affairs and Services	21073	0	0	0	28031	4.03
5.3	Social Security and Welfare Affairs Services n.e.c.					0	0.00
6	Housing and Community Amenity Affairs and Services	1902	0			31251	4.50
6.1	Housing and Community Services	1902	0	400	0	31651	4.55
6.2	Sanitary affairs Services					0	0.00
6.3	Housing and Community Amenity Affairs and Services n.e.c.					0	0.00
7	Cultural, Recreational and Religious Affairs Services	0	0			17999	2.59
7.1	Art and Cultural Affairs Services	0	0	0	0	15231	2.19
7.2	Recreational and Sporting Services	0	0	0	0	1793	0.26
7.3	Tourism Affairs and Services	0	0	0	0	975	0.14
7.4	Cultural, Recreational and Religious Affairs Services n.e.c.					0	0.00
8	Economic Affairs and Services	0	0			225353	34.22
8.1	General Administration, Regulation and Research	0	0	0	0	95964	13.80
8.2	Agriculture, Forestry, Fishing and Hunting	0	0	75	0	63224	9.09
8.3	Mining, Manufacturing and Construction	0	0	0	0	10471	1.51
8.4	Electricity, Gas, Steam and Other Sources of Energy	0	0			12453	1.79
8.4.1	Electricity, Gas and Steam	0	0	0	0	12442	1.79
8.4.2	Atomic Energy					0	0.00
8.4.3	Non-Conventional Sources of Energy	0	0	0	0	11	0.00
8.5	Water Supply	0	0	0	0	16909	2.43
8.6	Transport and Communication	0	0			26407	3.80
8.6.1	Road Transport	0	0	2475	0	28404	4.09
8.6.2	Water Transport					0	0.00
8.6.3	Air Transport					0	0.00
8.6.4	Transport and Communication n.e.c.	0	0	0	0	478	0.07

Economic-cum-Purpose Classification of State Budget (Mizoram)/ 2013-2014 BE							
Purpose Code	<div> <div>→</div> Economic Classification </div>	S	W	A	Bcs	Bco	Bk
	Purpose Classification ▼						
8.7	Other Economic Services	S	W	A	Bcs	Bco	Bk
9	Environmental Protection	3175	72	0	96	0	0
9.1	Waste Management	0	0	0	0	0	0
9.2	Waste Water Management						
9.3	Prevention and Control of Pollution						
9.4	Environmental Research & Eduction	0	0	0	0	0	0
9.5	Environmental Protection n.e.c.						
10	Relief on Calamities						
10.1	Relief on Calamities	150	10	0	4	0	0
10.2	Other Miscellaneous Services	150	10	0	4	0	0
Total							
This report was generated on: 5/27/2014 at 11:33:15 AM							


Economic-cum-Purpose Classification of State Budget (Mizoram)/ 2013-2014 BE							
Purpose Code	<div> <div></div> <div>→</div> </div> Economic Classification	Pension	COE	P1	P2	Net G	Bm
	Purpose Classification ▼						
8.7	Other Economic Services	Pension	COE	P1	P2	Net G	Bm
9	Environmental Protection	420	3763	0	0	2093	33
9.1	Waste Management	0	0	0	0	0	0
9.2	Waste Water Management						
9.3	Prevention and Control of Pollution						
9.4	Environmental Research & Eduction	0	0	0	0	0	0
9.5	Environmental Protection n.e.c.						
10	Relief on Calamities						
10.1	Relief on Calamities	20	184	0	0	1561	0
10.2	Other Miscellaneous Services	20	184	0	0	1561	0
Total							
This report was generated on: 5/27/2014 at 11:33:15 AM							

Economic-cum-Purpose Classification of State Budget (Mizoram)/ 2013-2014 BE								
Purpose Code	—————> Economic Classification	Cm	Rm	Subsidy	Ti	Tp	Ta	Bo
	Purpose Classification ▼							
8.7	Other Economic Services	0	0	0	0	70	0	2827
9	Environmental Protection	0	0	0	0	0	0	0
9.1	Waste Management							
9.2	Waste Water Management							
9.3	Prevention and Control of Pollution	0	0	0	0	0	0	0
9.4	Environmental Research & Eduction							
9.5	Environmental Protection n.e.c.							
10	Relief on Calamities	0	0	0	0	0	0	0
10.1	Relief on Calamities	0	0	0	0	0	0	0
10.2	Other Miscellaneous Services							
Total		9556	3495	22308	23998	150	1200	21646
This report was generated on: 5/27/2014 at 11:33:15 AM								

Economic-cum-Purpose Classification of State Budget (Mizoram)/ 2013-2014 BE								
Purpose Code	Economic Classification 	Ro	Co	Tro	Mo	So	Cao	Aso
	Purpose Classification ▼							
8.7	Other Economic Services	0	0	0	0	0	0	0
9	Environmental Protection	0	0	0	0	0	0	0
9.1	Waste Management							
9.2	Waste Water Management							
9.3	Prevention and Control of Pollution	0	0	0	0	0	0	0
9.4	Environmental Research & Eduction							
9.5	Environmental Protection n.e.c.							
10	Relief on Calamities	0	0	0	1	0	0	0
10.1	Relief on Calamities	0	0	0	1	0	0	0
10.2	Other Miscellaneous Services							
Total		7586	14300	1067	508	0	0	0
This report was generated on: 5/27/2014 at 11:33:15 AM								

Economic-cum-Purpose Classification of State Budget (Mizoram)/ 2013-2014 BE							
Purpose Code	Economic Classification 	Psh	Pl	Stof	Stoi	Pfa	Capti
	Purpose Classification ▼						
8.7	Other Economic Services	0	0	0	0	0	0
9	Environmental Protection	0	0	0	0	0	0
9.1	Waste Management						
9.2	Waste Water Management						
9.3	Prevention and Control of Pollution	0	0	0	0	0	0
9.4	Environmental Research & Eduction						
9.5	Environmental Protection n.e.c.						
10	Relief on Calamities	0	0	0	0	0	0
10.1	Relief on Calamities	0	0	0	0	0	0
10.2	Other Miscellaneous Services						
Total		0	0	0	0	123	2947
This report was generated on: 5/27/2014 at 11:33:15 AM							

Economic-cum-Purpose Classification of State Budget (Mizoram)/ 2013-2014 BE							
Purpose Code	<div> <div>→</div> Economic Classification </div>	Captp	Capta	Captb	Captl	Captf	Into
	Purpose Classification ▼						
8.7	Other Economic Services	0	0	0	0	0	0
9	Environmental Protection	0	0	0	0	0	0
9.1	Waste Management						
9.2	Waste Water Management						
9.3	Prevention and Control of Pollution	0	0	0	0	0	0
9.4	Environmental Research & Eduction						
9.5	Environmental Protection n.e.c.						
10	Relief on Calamities	0	0	0	0	0	0
10.1	Relief on Calamities	0	0	0	0	0	0
10.2	Other Miscellaneous Services						
Total		0	0	0	0	0	0
This report was generated on: 5/27/2014 at 11:33:15 AM							

Economic-cum-Purpose Classification of State Budget (Mizoram)/ 2013-2014 BE							
Purpose Code	Economic Classification 	Intf	Intc	Ints	F	Intl	Ts
	Purpose Classification ▼						
8.7	Other Economic Services	0	0	0	0	0	0
9	Environmental Protection	0	0	0	0	0	0
9.1	Waste Management						
9.2	Waste Water Management						
9.3	Prevention and Control of Pollution	0	0	0	0	0	0
9.4	Environmental Research & Eduction						
9.5	Environmental Protection n.e.c.						
10	Relief on Calamities	0	0	0	0	0	0
10.1	Relief on Calamities	0	0	0	0	0	0
10.2	Other Miscellaneous Services						
Total		0	0	0	2	0	0
This report was generated on: 5/27/2014 at 11:33:15 AM							

Economic-cum-Purpose Classification of State Budget (Mizoram)/ 2013-2014 BE							
Purpose Code	<div> <div>→</div> Economic Classification </div>	Tl	Tf	Ang	Alb	Total	% to Total
	Purpose Classification ▼						
8.7	Other Economic Services	0	0	0	0	12549	1.81
9	Environmental Protection	0	0			0	0.00
9.1	Waste Management					0	0.00
9.2	Waste Water Management					0	0.00
9.3	Prevention and Control of Pollution	0	0	0	0	0	0.00
9.4	Environmental Research & Eduction					0	0.00
9.5	Environmental Protection n.e.c.					0	0.00
10	Relief on Calamities	0	0			1930	0.28
10.1	Relief on Calamities	0	0	0	0	1930	0.28
10.2	Other Miscellaneous Services					0	0.00
Total		28016	0			695156	100.00
This report was generated on: 5/27/2014 at 11:33:15 AM							

ADDITIONAL TABLES

<u>Borrowing Account</u>				
State : Mizoram (RE)			Year : 2012-2013	
			Figures in Rs. Lacs	
Items		Receipt		Expenditure
A. Revenue and Capital Account		525969		581714
I. Borrowing at Home				
1. Internal Debt		39070		23872
2. Small Savings, Provident Fund etc.		48100		38250
3. Other Debt				
Total		87170		62122
Net Receipts (I)		25048		
II. Borrowing Abroad				
1. External Debt		0		0
2. Other Debt				
Total		0		0
Net Receipts (II)		0		
III. Extra Budgetary Receipts & Adjustments				
1. Loans from Government of India		964		1879
2. Loans and Advances from States Government		2656		3120
3. InterState Settlement		0		0
4. Contingency Fund		20000		20000
5. Reserve Funds		2944		2810
6. Deposits & Advances		56500		51000
7. Suspense and Miscellaneous		1582500		1582001
8. Remittances		95000		93100
9. Cash Balance		109412		85369
10. Funds Revenue Account		0		1942
11. Funds Commercial Account				0
Total		1869976		1841221
Net Receipts (III)		28755		
Check	Total excluding Funds	2483115		2483115
	Difference (Receipt - Expenditure)		0	
This account was generated on : 5/27/2014 at 11:45:58 AM				

Borrowing Account

State : Mizoram (BE)

Year : 2013-2014

Figures in Rs.
Lacs

Items	Receipt	Expenditure
A. Revenue and Capital Account	503942	510941
I. Borrowing at Home		
1. Internal Debt	37013	8583
2. Small Savings, Provident Fund etc.	32500	26400
3. Other Debt		
Total	69513	34983
Net Receipts (I)	34530	
II. Borrowing Abroad		
1. External Debt	0	0
2. Other Debt		
Total	0	0
Net Receipts (II)	0	
III. Extra Budgetary Receipts & Adjustments		
1. Loans from Government of India	1534	1889
2. Loans and Advances from States Government	2755	3120
3. InterState Settlement	0	0
4. Contingency Fund	0	0
5. Reserve Funds	3590	3340
6. Deposits & Advances	66800	66300
7. Suspense and Miscellaneous	1772000	1771500
8. Remittances	140001	138001
9. Cash Balance	85368	115429
10. Funds Revenue Account	0	2292
11. Funds Commercial Account		0
Total	2072048	2101871
Net Receipts (III)	-29823	
Check Total excluding Funds	2645503	2645503
Difference (Receipt - Expenditure)		0
This account was generated on : 5/27/2014 at 11:46:06 AM		

Capital Finance Account of Public Authorities
Administration and
Enterprises

State: Mizoram (BE)		Year: 2013-2014
		Figures in Rs. Lacs
I. Expenditure		
Administration		
1. Capital Outlay		45107
2. Net Purchase of Physical Assets		0
2.1 Second Hand Assets		0
2.2 Land		0
3. Change in Stock		0
3.1 Inventory		0
3.2 Others		0
4. Capital Transfers		2947
4.1 for Capital Formation		2947
4.2 for Others		
5. Total (1 to 4)		48054
Enterprises		
6. Capital Outlay		1850
7. Net Purchase of Physical Assets		0
7.1 Second Hand Assets		0
7.2 Land		0
8. Change in Stock		0
9. Total (6 to 8)		1850
Total Expenditure (5 + 9)		49904
II. Receipts		
11. Surplus on Current Account		45321
12. Consumption of Fixed Capital		0
13. Foreign Grants		0
14. Net Budgetary Borrowing		34530
14.1 At Home		34530
14.2 From Abroad		
15 Other Liabilities		-29946
15.1 Net Extra Budgetary Borrowing		-29823
15.2 less Net Purchase of Financial Assets		123
16. Total Receipts (11 to 15)		49905

This account was generated on : 5/27/2014 at 11:23:22 AM

Capital Finance Account of Public Authorities
Administration and
Enterprises

State: Mizoram (RE)	Year: 2012-2013
	Figures in Rs. Lacs
I. Expenditure	
Administration	
1. Capital Outlay	108961
2. Net Purchase of Physical Assets	0
2.1 Second Hand Assets	0
2.2 Land	0
3. Change in Stock	0
3.1 Inventory	0
3.2 Others	0
4. Capital Transfers	7927
4.1 for Capital Formation	7927
4.2 for Others	
5. Total (1 to 4)	116888
Enterprises	
6. Capital Outlay	9983
7. Net Purchase of Physical Assets	0
7.1 Second Hand Assets	0
7.2 Land	0
8. Change in Stock	0
9. Total (6 to 8)	9983
Total Expenditure (5 + 9)	126871
II. Receipts	
11. Surplus on Current Account	73196
12. Consumption of Fixed Capital	0
13. Foreign Grants	0
14. Net Budgetary Borrowing	25048
14.1 At Home	25048
14.2 From Abroad	
15 Other Liabilities	28627
15.1 Net Extra Budgetary Borrowing	28755
15.2 less Net Purchase of Financial Assets	128
16. Total Receipts (11 to 15)	126871

This account was generated on : 5/27/2014 at 11:23:14 AM

Capital Formation by type of asset and Industry of use (Administration)

State: Mizoram (RE)

Year: 2012-2013

Figures in Rs.
Lacs

	Buildings	Roads & Bridges	Other Capital Outlay	Transport Equipment	Machinery	Software	Cultivated Assets	Animal Stock	Total New Outlay	Net Purchase of Second Hand Assets	Change in Stock	Gross Capital Formation
1. Total	41226	39076	24158	1727	2774	0	0	0	108961	0	0	108961
2. Construction					58	0	0	0	58	0	0	58
3. Water Supply	0	0	6296	116	0	0	0	0	6412	0	0	6412
4. Other Services	2	0	111	43	1160	0	0	0	1316	0	0	1316
I. a) Education (3.2)	0	0	111	18	584	0	0	0	713	0	0	713
b) Medical & Public Health (4.2)	2	0	0	25	576	0	0	0	603	0	0	603
c) Sanitation	0	0	0	0	0	0	0	0	0	0	0	0
II. Autonomous Bodies									0			0
5. Sub Total (2 to 4)	2	0	6407	159	1218	0	0	0	7786	0	0	7786
6. Public Administration & Defence (1-5)	41224	39076	17751	1568	1556	0	0	0	101175	0	0	101175

This account was generated on: 5/27/2014 at 11:31:40 AM

Capital Formation by type of asset and Industry of use (Administration)

State: Mizoram (BE)

Year: 2013-2014

Figures in Rs.
Lacs

	Buildings	Roads & Bridges	Other Capital Outlay	Transport Equipment	Machinery	Soft ware	Cultiva ted Assets	Animal Stoc k	Total New Outlay	Net Purchase of Second Hand Assets	Cha nge in Sto ck	Gross Capital Formation
1. Total	21646	7586	14300	1067	508	0	0	0	45107	0	0	45107
2. Construction					38	0	0	0	38	0	0	38
3. Water Supply	0	0	170	74	0	0	0	0	244	0	0	244
4. Other Services	0	0	0	49	261	0	0	0	310	0	0	310
I. a)Education (3.2)	0	0	0	24	62	0	0	0	86	0	0	86
b)Medical & Public Health (4.2)	0	0	0	25	199	0	0	0	224	0	0	224
c)Sanitaion	0	0	0	0	0	0	0	0	0	0	0	0
II. Autonomous Bodies									0			0
5. Sub Total (2 to 4)	0	0	170	123	299	0	0	0	592	0	0	592
6. Public Administration & Defence (1-5)	21646	7586	14130	944	209	0	0	0	44515	0	0	44515

This account was generated on: 5/27/2014 at 11:31:46 AM

State: Mizoram (RE)

Year: 2012-2013

Figures in Rs. Lacs

	Buildings	Roads & Bridges	Other Capital Outlay	Transport Equipment	Machinery	Software	Cultivated Assets	Animal Stock	Total New Outlay	Net Purchase of Second Hand Assets	Change in Stock	Gross Capital Formation
1. Agriculture	0	0	0	7	0	0	0	0	7	0	0	7
2. Forests	0	0	0	24	0	0	0	0	24	0	0	24
3. Manufacturing	330	0	0	0	11	0	0	0	341	0	0	341
4. Electricity	0	0	8926	85	0	0	0	0	9011	0	0	9011
5. Other Transports	358	0	0	235	7	0	0	0	600	0	0	600
5.1 Ports, Pilotages & Light Houses	0	0	0	0	0	0	0	0	0	0	0	0
5.2 Civil Aviation	356	0	0	0	0	0	0	0	356	0	0	356
5.3 Others (Road & Water Transport)	2	0	0	235	7	0	0	0	244	0	0	244
6. Communication	0	0	0	0	0	0	0	0	0	0	0	0
7. Trade & Hotels	0	0	0	0	0	0	0	0	0	0	0	0
8. Other Services	0	0	0	0	0	0	0	0	0	0	0	0
9. Total	688	0	8926	351	18	0	0	0	9983	0	0	9983

This account was generated on: 5/27/2014 at 11:30:40 AM

Capital Formation by type of asset and Industry of use (DCU)

State: Mizoram (BE)

Year: 2013-2014

Figures in Rs. Lacs

	Buildings	Roads & Bridges	Other Capital Outlay	Transport Equipment	Machinery	Software	Cultivated Assets	Animal Stock	Total New Outlay	Net Purchase of Second Hand Assets	Change in Stock	Gross Capital Formation
1. Agriculture	0	0	0	7	0	0	0	0	7	0	0	7
2. Forests	0	0	0	3	0	0	0	0	3	0	0	3
3. Manufacturing	0	0	0	0	11	0	0	0	11	0	0	11
4. Electricity	0	0	1500	85	0	0	0	0	1585	0	0	1585
5. Other Transports	2	0	0	235	7	0	0	0	244	0	0	244
5.1 Ports, Pilotages & Light Houses	0	0	0	0	0	0	0	0	0	0	0	0
5.2 Civil Aviation	0	0	0	0	0	0	0	0	0	0	0	0
5.3 Others (Road & Water Transport)	2	0	0	235	7	0	0	0	244	0	0	244
6. Communication	0	0	0	0	0	0	0	0	0	0	0	0
7. Trade & Hotels	0	0	0	0	0	0	0	0	0	0	0	0
8. Other Services	0	0	0	0	0	0	0	0	0	0	0	0
9. Total	2	0	1500	330	18	0	0	0	1850	0	0	1850

This account was generated on: 5/27/2014 at 11:30:47 AM

Current Expenditure of Departmental Undertakings

State:	Year: 2012-2013
Mizoram(RE)	Figures in Rs. Lacs

Industry	Account	DS	Pension	TSW	Benefit s	DG	DBm	DRm	DCm	DR	D In t	Dp	Total Expenditure	Receipts	Surplus	Imputed Subsidy
Forests	Total	3347	490	3965	206	338	0	0	71	0	0	0	4580	131	-4449	4449
	2406	3347	490	3965	206	338	0	0	71	0	0	0	4580	131	-4449	
	2551	0	0	0	0	0	0	0	0	0	0	0	0	0	0	
Roads & Water Transport	Total	2928	429	3376	139	261	9	2	0	0	0	0	3787	221	-3566	3566
	3055	2881	422	3322	138	254	9	0	0	0	0	0	3723	221	-3502	
	3056	47	7	54	1	7	0	2	0	0	0	0	64	0	-64	
	3052	0	0	0	0	0	0	0	0	0	0	0	0	0	0	
	3075	0	0	0	0	0	0	0	0	0	0	0	0	0	0	
Ports & Pilotages	3051	0	0	0	0	0	0	0	0	0	0	0	0	0	0	0
Civil Aviation	3053	67	10	92	3	151	43	0	0	0	0	0	289	227	-62	62
Manufacturing	Total	840	123	968	18	-5	20	0	0	0	0	0	1001	33	-968	968
	2039	0	0	0	0	0	0	0	0	0	0	0	0	0	0	
	2046	0	0	0	0	0	0	0	0	0	0	0	0	0	0	
	2047	0	0	0	0	0	0	0	0	0	0	0	0	0	0	
	2058	840	123	968	18	-5	20	0	0	0	0	0	1001	0	-1001	
	2079	0	0	0	0	0	0	0	0	0	0	0	0	0	0	
	2202	0	0	0	0	0	0	0	0	0	0	0	0	0	0	
	2404	0	0	0	0	0	0	0	0	0	0	0	0	0	0	
	2851	0	0	0	0	0	0	0	0	0	0	0	0	33	33	
	2852	0	0	0	0	0	0	0	0	0	0	0	0	0	0	
	2853	0	0	0	0	0	0	0	0	0	0	0	0	0	0	
	2875	0	0	0	0	0	0	0	0	0	0	0	0	0	0	
Electricity	2801	7410	1085	8495	344	17792	4904	0	0	0	0	0	31535	11939	-19596	19596
Irrigation	Total	735	108	878	49	154	0	0	1	0	0	0	1082	2	-1080	1080
	2700	0	0	0	0	0	0	0	0	0	0	0	0	0	0	
	2701	0	0	0	0	0	0	0	0	0	0	0	0	0	0	
	2702	735	108	878	49	154	0	0	1	0	0	0	1082	2	-1080	
Trade & Hotels	2075	0	0	0	0	0	0	0	0	0	0	0	0	0	0	0
Communication	3275	0	0	0	0	0	0	0	0	0	0	0	0	0	0	0
Other Services	2221	0	0	0	0	0	0	0	0	0	0	0	0	0	0	0
Grand Total		15327	2245	17774	759	18691	4976	2	72	0	0	0	42274	12553	-29721	29721

Current Expenditure of Departmental Undertakings

State: Mizoram(BE)													Year: 2013-2014			
Figures in Rs. Lacs																
Industry	Account	DS	Pension	TSW	Benefi ts	DG	DBm	DRm	DC m	DR	DInt	D p	Total Expenditure	Receipts	Surplus	Imputed Subsidy
Forests	Total	3648	482	4266	100	116	0	0	1	0	0	0	4483	400	-4083	4083
	2406	3648	482	4266	100	116	0	0	1	0	0	0	4483	400	-4083	
	2551	0	0	0	0	0	0	0	0	0	0	0	0	0	0	
Roads & Water Transport	Total	3002	397	3418	83	260	9	2	0	0	0	0	3772	200	-3572	3572
	3055	2949	390	3358	81	254	9	0	0	0	0	0	3702	200	-3502	
	3056	53	7	60	2	6	0	2	0	0	0	0	70	0	-70	
	3052	0	0	0	0	0	0	0	0	0	0	0	0	0	0	
	3075	0	0	0	0	0	0	0	0	0	0	0	0	0	0	
Ports & Pilotages	3051	0	0	0	0	0	0	0	0	0	0	0	0	0	0	0
Civil Aviation	3053	79	10	107	2	49	43	0	0	0	0	0	201	202	1	0
Manufacturing	Total	682	90	777	22	-35	10	0	0	0	0	0	774	40	-734	734
	2039	0	0	0	0	0	0	0	0	0	0	0	0	0	0	
	2046	0	0	0	0	0	0	0	0	0	0	0	0	0	0	
	2047	0	0	0	0	0	0	0	0	0	0	0	0	0	0	
	2058	682	90	777	22	-35	10	0	0	0	0	0	774	0	-774	
	2079	0	0	0	0	0	0	0	0	0	0	0	0	0	0	
	2202	0	0	0	0	0	0	0	0	0	0	0	0	0	0	
	2404	0	0	0	0	0	0	0	0	0	0	0	0	0	0	
	2851	0	0	0	0	0	0	0	0	0	0	0	0	40	40	
	2852	0	0	0	0	0	0	0	0	0	0	0	0	0	0	
	2853	0	0	0	0	0	0	0	0	0	0	0	0	0	0	
	2875	0	0	0	0	0	0	0	0	0	0	0	0	0	0	
Electricity	2801	6534	864	7398	191	16635	4354	0	0	0	0	0	28578	16236	-12342	12342
Irrigation	Total	1184	157	1376	41	155	0	0	1	0	0	0	1573	6	-1567	1567
	2700	0	0	0	0	0	0	0	0	0	0	0	0	0	0	
	2701	0	0	0	0	0	0	0	0	0	0	0	0	0	0	
	2702	1184	157	1376	41	155	0	0	1	0	0	0	1573	6	-1567	
Trade & Hotels	2075	0	0	0	0	0	0	0	0	0	0	0	0	0	0	0
Communication	3275	0	0	0	0	0	0	0	0	0	0	0	0	0	0	0
Other Services	2221	0	0	0	0	0	0	0	0	0	0	0	0	0	0	0
Grand Total		15129	2000	17342	439	17180	4416	2	2	0	0	0	39381	17084	-22297	22298

This account was generated on: 5/27/2014 at 11:24:38 AM

Domestic Product by Industry of Origin and Factor Income (DCUs)

State: Mizoram (RE)

Year: 2012-2013

Figures in Rs. Lacs

Industry	TSW	Benefits	Purchases	Bm	Rm	Cm	Rent	Interest	Depreciation	Profits	Sales	Subsidy	Total Receipts	Net Product	Gross Product
1. Agriculture (Irrigation)	878	49	154	0	0	1	0	0	0	0	2	1080	1082	927	927
2. Forests	3965	206	338	0	0	71	0	0	0	0	131	4449	4580	4171	4171
3. Manufacturing	968	18	-5	20	0	0	0	0	0	0	33	968	1001	986	986
4. Electricity	8495	344	17792	4904	0	0	0	0	0	0	11939	19596	31535	8839	8839
5. Other Transport	3468	142	412	52	2	0	0	0	0	0	448	3628	4076	3610	3610
5.1 Ports, Pilotages & Light Houses	0	0	0	0	0	0	0	0	0	0	0	0	0	0	0
5.2 Civil Aviation	92	3	151	43	0	0	0	0	0	0	227	62	289	95	95
5.3 Other (Road & Water Transport)	3376	139	261	9	2	0	0	0	0	0	221	3566	3787	3515	3515
6. Trade & Hotels	0	0	0	0	0	0	0	0	0	0	0	0	0	0	0
7. Communication	0	0	0	0	0	0	0	0	0	0	0	0	0	0	0
8. Other Services	0	0	0	0	0	0	0	0	0	0	0	0	0	0	0
9. Total	17774	759	18691	4976	2	72	0	0	0	0	12553	29721	42274	18533	18533

This account was generated on: 5/27/2014 at 11:26:01 AM

Domestic Product by Industry of Origin and Factor Income (DCUs)

State: Mizoram (BE)

Year: 2013-2014

Figures in Rs.
Lacs

Industry	TSW	Benefits	Purchases	Bm	Rm	Cm	Rent	Interest	Depriciation	Profits	Sales	Subsidy	Total Receipts	Net Product	Gross Product
1. Agriculture (Irrigation)	1376	41	155	0	0	1	0	0	0	0	6	1567	1573	1417	1417
2. Forests	4266	100	116	0	0	1	0	0	0	0	400	4083	4483	4366	4366
3. Manufacturing	777	22	-35	10	0	0	0	0	0	0	40	734	774	799	799
4. Electricity	7398	191	16635	4354	0	0	0	0	0	0	16236	12342	28578	7589	7589
5. Other Transport	3525	85	309	52	2	0	0	0	0	1	402	3572	3974	3611	3611
5.1 Ports, Pilotages & Light Houses	0	0	0	0	0	0	0	0	0	0	0	0	0	0	0
5.2 Civil Aviation	107	2	49	43	0	0	0	0	0	1	202	0	202	110	110
5.3 Other (Road & Water Transport)	3418	83	260	9	2	0	0	0	0	0	200	3572	3772	3501	3501
6. Trade & Hotels	0	0	0	0	0	0	0	0	0	0	0	0	0	0	0
7. Communication	0	0	0	0	0	0	0	0	0	0	0	0	0	0	0
8. Other Services	0	0	0	0	0	0	0	0	0	0	0	0	0	0	0
9. Total	17342	439	17180	4416	2	2	0	0	0	1	17084	22298	39382	17782	17782

This account was generated on: 5/27/2014 at 11:26:09 AM

Income Outlay Account of Administrative Departments

State: Mizoram (BE)

Year: 2013-2014

Figures in Rs. Lacs

Receipt		Expenditure		
1. Income from Entrepreneurship and Property	3204	1. Total Consumption Expenditure		335505
1.1 Profits	1	1.1 Compensation of Employees		209187
1.2 Income from Property	3203	a) Wages & Salaries		186296
1.2.1 Net Interest Received	2394	b) Pension		22891
a) Public Authorities	0	c) CFC		
i) Centre		1.2 Net Purchases of Commodities and Services		126318
ii) States	0	a) Purchases		113671
iii) Local Authorities	0	b) Maintenance		18035
b) Foreign		c) Less Sales		5388
c) From other Sectors	2394	2. Benefits		7264
1.2.2 Other Property Receipts	809	3. Net Interest Paid to		24848
2. Total Tax Revenue	115791	3.1 Public Authorities		0
2.1 Total Direct Taxes	52924	a) Centre		
a) Corporation Tax	32391	b) States		0
b) Land Revenue	402	c) Local Authorities		0
c) Other Direct Taxes	20131	3.2 Foreign Agencies		0
2.2 Total Indirect Taxes	62867	3.3 Others		24848
a) Customs	15122	3.4 Less Commercial Interest		0
b) Excise, Central	10647	4. Subsidies		22308
c) Excise, States	302	5. Total Current Transfers to (Other than Inter-Government)		25348
d) Sales Tax	17640	5.1 Other Sectors		25348
e) Service Tax	15275	5.2 Foreign		0
f) Stamps & Registration	70	6. Total Inter-Government Transfers		28016
g) Other Taxes and Duties	3811	6.1 Current to		28016
3. Fees & Miscellaneous Receipts	800	a) Centre		
4. Total Transfers from Public Authorities	361551	b) States		0
4.1 Centre	361551	c) Local Authorities		28016
4.2 States	0	6.2 Capital to		0
4.3 Local Authorities	0	a) Centre		
		b) States		0
Total Receipts (1+2+3+4)	481346	c) Local Authorities		0
		7. Total Current Expenditure (1+3+4+5+6)		436025
		8. Surplus on Current Account		45321

This account was generated on: 5/27/2014 at 11:21:26 AM

Income Outlay Account of Administrative Departments

State: Mizoram (RE)		Year: 2012-2013	
Figures in Rs. Lacs			
Receipt		Expenditure	
1. Income from Entrepreneurship and Property	2930	1. Total Consumption Expenditure	264004
1.1 Profits	0	1.1 Compensation of Employees	209132
1.2 Income from Property	2930	a) Wages & Salaries	184479
1.2.1 Net Interest Received	2176	b) Pension	24653
a) Public Authorities	0	c) CFC	
i) Centre		1.2 Net Purchases of Commodities and Services	54872
ii) States	0	a) Purchases	35524
iii) Local Authorities	0	b) Maintenance	23907
b) Foreign		c) Less Sales	4559
c) From other Sectors	2176	2. Benefits	9655
1.2.2 Other Property Receipts	754	3. Net Interest Paid to	24837
2. Total Tax Revenue	99472	3.1 Public Authorities	0
2.1 Total Direct Taxes	45849	a) Centre	
a) Corporation Tax	28664	b) States	0
b) Land Revnue	136	c) Local Authorities	0
c) Other Direct Taxes	17049	3.2 Foreign Agencies	0
2.2 Total Indirect Taxes	53623	3.3 Others	24837
a) Customs	13289	3.4 Less Commercial Interest	0
b) Excise, Central	9010	4. Subsidies	29931
c) Excise, States	263	5. Total Current Transfers to (Other than Inter-Government)	84569
d) Sales Tax	15822	5.1 Other Sectors	84569
e) Service Tax	11252	5.2 Foreign	0
f) Stamps & Registration	56	6. Total Inter-Government Transfers	32200
g) Other Taxes and Duties	3931	6.1 Current to	32200
3. Fees & Miscellaneous Receipts	513	a) Centre	
4. Total Transfers from Public Authorities	405822	b) States	8
4.1 Centre	405822	c) Local Authorities	32192
4.2 States	0	6.2 Capital to	0
4.3 Local Authorities	0	a) Centre	
		b) States	0
Total Receipts (1+2+3+4)	508737	c) Local Authorities	0
		7. Total Current Expenditure (1+3+4+5+6)	435541
		8. Surplus on Current Account	73196

This account was generated on: 5/27/2014 at 11:21:16 AM

Estimates of Net Product from Public Administration

States: Mizoram (BE)

Year: 2013-2014

Figures in Rs.
Lacs

Item	Salary	Pension	Others	Total
1. Total	173088	22891	13208	209187
2. Construction (Repaire & Maintenance)	8251	1091	1542	10884
3. Water Supply	4443	588	234	5265
4. Other Services	63842	8443	1126	73411
I. (a) Education (3.2)	52406	6931	819	60156
(b) Medical & Public Health (4.2)	11436	1512	307	13255
(c) Sanitaion	0	0	0	0
II. Autonomous Bodies				0
5. Sub Total (2 to 4)	76536	10122	2902	89560
6. Public Administration & Defence (1-5)	96552	12769	10306	119627

This account was generated on: 5/27/2014 at 11:29:31 AM

Estimates of Net Product from Public Administration

States: Mizoram (RE)

Year: 2012-2013

Figures in Rs.
Lacs

Item	Salary	Pension	Others	Total
1. Total	168426	24653	16053	209132
2. Construction (Repaire & Maintenance)	7509	1099	1791	10399
3. Water Supply	4047	592	270	4909
4. Other Services	61277	8970	1612	71859
I. (a) Education (3.2)	49719	7278	1126	58123
(b) Medical & Public Health (4.2)	11558	1692	486	13736
(c) Sanitaion	0	0	0	0
II. Autonomous Bodies				0
5. Sub Total (2 to 4)	72833	10661	3673	87167
6. Public Administration & Defence (1-5)	95593	13992	12380	121965

This account was generated on: 5/27/2014 at 11:29:21 AM