

**STATISTICAL HANDBOOK  
MIZORAM  
2016**

Directorate of Economics and Statistics  
Mizoram : Aizawl

STATISTICAL HANDBOOK, MIZORAM 2016

Published by

Directorate of Economics & Statistics

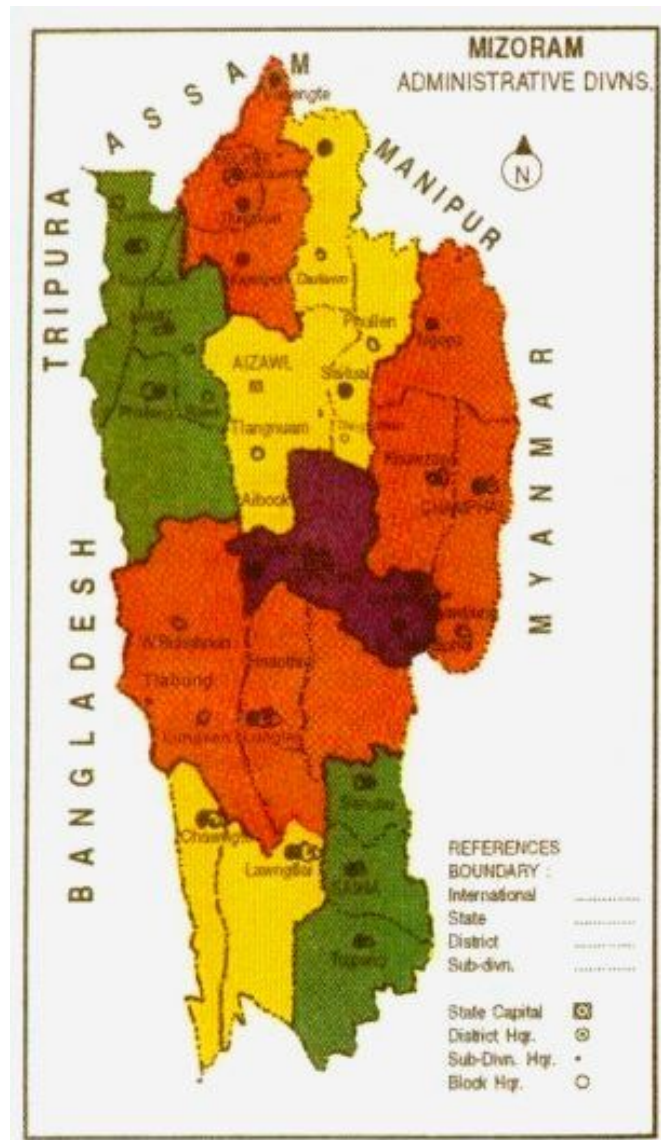
Government of Mizoram

Phone No: (0389)2335095, 2334099

log on to : [www.desmizo.nic.in](http://www.desmizo.nic.in)

E-mail : [desmizo@yahoo.co.in](mailto:desmizo@yahoo.co.in)

Printed at





**DRO Office Serchhip**



**DRO Champhai Office**

## **PREFACE**

The “Statistical Handbook, Mizoram 2016” which is the 21<sup>st</sup> (Twenty first) in the series, has been brought out by the Directorate of Economics & Statistics, Mizoram. It presents in a concise form the statistical data relating to the various sectors of the Economy of Mizoram. Data presented in this publication were collected from various Departments, Organisations and other official documents publications. In order to make the publication more useful and also to fulfill the ever increasing demand for reliable data about the Socio-Economic development taking place in the State, all possible efforts have been made to incorporate the latest available data covering the last two years 2014-15 and 2015-16.

This Directorate gratefully acknowledged the kind cooperation extended by the different Departments of the Central and State Governments, Public undertaking and Non-Government Organisations in making the requisite data available for incorporation in this Publication.

I fervently hope that the data in this publication would serve as an useful source of information to Administrators, Policy Makers, Planners, Researchers and tourists. It is also hoped that it will be useful referece to all readers and users having interest in the State Economy.

I would like to express my thanks to all the officers and staff of Technical Section who were the architects in bringing out this publication.


Lastly, suggestions for further improvement in terms of Quality, Coverage etc. for the next publication would highly be appreciated.




Dated Aizawl

( LALCHHUANAWMA HRAHSEL )

Director  
Economics & Statistics  
Mizoram : Aizawl









## CONTENTS

Table No.	Description	Page No.
<b>1.</b>	<b>AREA AND POPULATION</b>	
1.1	District-wise Area, Distribution of Population, Decadal Growth Rate, Sex Ratio and Population Density (2011 Census) .....	1
1.2	District-wise Rural & Urban Population by Sex (2011 Census).....	2
1.3	Population in the Age Group 0-6, District-wise number of Literates and Literacy rate (2011-Census) .....	3
1.4	Town-wise Population of Mizoram (2011 Census) .....	4
1.5	Population Trends in Mizoram 1901-2011 .....	5-6
<b>2.</b>	<b>AGRICULTURE</b>	
2.1	Area, Production & Yield of Principal Agricultural Crops .....	7
2.2	Land Use Statistics of Mizoram .....	8
2.3	Consumption of Fertilizers in terms of Nutrient and Materials in Mizoram .....	9
2.4	District-wise WRC Statistics .....	10
<b>3.</b>	<b>HORTICULTURE</b>	
3.1	Area, Production and yield rate of Principal Horticulture Crops in Mizoram .....	11
3.2	Flower Production in Mizoram .....	12
<b>4.</b>	<b>SOIL &amp; WATER CONSERVATION</b>	
4.1	District-wise Area under different crops Plantation in Mizoram (2014-2015) .....	13
4.2	District-wise Area under different crops plantation in Mizoram (2015-2016) .....	14
4.3	Construction for Conservation of soil and water in Mizoram (2014-2015) .....	15

<b>Table No.</b>	<b>Description</b>	<b>Page No.</b>
4.4	Construction for Conservation of Soil & Water in Mizoram (2015-2016) .....	16
<b>5.</b>	<b>ANIMAL HUSBANDRY AND VETERINARY</b>	
5.1	Livestock and Poultry Population (as per 2012 Census) .....	17
5.2	Number of Veterinary Institutions and Veterinary Personnels .....	18
5.3	Veterinary Health Care Services .....	18
5.4	Estimated Production of Eggs, Milks and Meat .....	19
<b>6.</b>	<b>FISHERIES</b>	
6.1	District-wise numbers of Hatcheries, Fish Ponds and Area under Pisciculture during 2014-15 and 2015-16 .....	20
6.2	District-wise Fish Seed Production and distribution in Mizoram during 2014-15 and 2015-16 .....	21
6.3	Quantity of Fish Production under Culture, Capture and other sector 2015-2016 .....	22
<b>7.</b>	<b>ENVIRONMENT, FOREST AND CLIMATE CHANGE</b>	
7.1	Forest Area in Mizoram for the year 2015-2016.....	23
7.2	Wood Products and Revenue Receipt .....	24
7.3	Non-wood Forest Products (Permit System) and Revenue Receipt .....	24
7.4	Illegal Seizure of Forest Products .....	25
7.5	Revenue receipt from Rents and Fees .....	26
7.6	Abstract of Wildlife offence cases 2015-2016 .....	27
7.7	Abstract of Forest offence cases 2015-2016 .....	27
7.8	Abstract of Fire incidence 2015-2016 .....	28
7.9	Length of Roads under Forest Department as on 31.3.2016.....	28

<b>Table No.</b>	<b>Description</b>	<b>Page No.</b>
<b>8.</b>	<b>CO-OPERATION</b>	
8.1	Growth of Co-operative Societies .....	29
8.2	District-wise Growth of Co-operative Societies .....	29
8.3	Category-wise number of Cooperative Societies in Mizoram .....	30
8.4	Category-wise Membership of Co-operative Societies .....	31
8.5	No. of Cooperative Societies by Category-wise 2014-15 .....	32
8.6	Membership of Co-operative Societies by Category-wise .....	33
<b>9.</b>	<b>RURAL DEVELOPMENT</b>	
9.1	Physical & Financial Achievement under Swarnjayanti Gram Swarozgar Yojana (SGSY) .....	34
9.2	Physical & Financial Achievement under Indira Awas Yojana (IAY) - New Construction .....	35
9.3	Physical and Financial Achievement under National Rural Employment Guarantee Scheme (NREGS) .....	36
9.4	Physical and Financial achievement under National Rural Livelihood Mission (NLRM) .....	37
9.5	District & Block-wise expenditure under Border Area Development Programme (BADP) .....	38
<b>10.</b>	<b>LAND REVENUE AND SETTLEMENT</b>	
10.1	District-wise Amount of Revenue Collected .....	39
10.2	Passes Issued in District-wise .....	40
<b>11.</b>	<b>MINOR IRRIGATION</b>	
11.1	District-wise MI Projects completed and Area Irrigated during 2015-2016 .....	41

<b>Table No.</b>	<b>Description</b>	<b>Page No.</b>
<b>12. POWER AND ELECTRICITY</b>		
12.1	Capacity of Power installed and net generation of Electricity with imports .....	42
12.2	Consumption of Electricity by Users and Per Capita Consumption .....	43
12.3	Numbers of Villages Electrified .....	44
12.4	Revenue Collected and Expenditure for Import of Power .....	45
12.5	Transmission and Distribution Losses .....	45
<b>13. KHADI AND VILLAGE INDUSTRIES</b>		
13.1	District-wise Performance of Industrial Units under KVI and Amount of Loans Disbursed in Mizoram .....	46
13.2	Industry-wise Production and Employment of KVI in Mizoram during 2015-2016 .....	47
<b>14. SERICULTURE</b>		
14.1	Number of Sericulture Villages, Family Engaged, Area of Sericulture Plantation and number of Sericulture Farms .....	48
14.2	District-wise Production of Cocoons, Silk Yarns and Seed Distribution .....	49
<b>15. INDUSTRY</b>		
15.1	District-wise Number of SSI Units Assisted, Amount of Grant in Aid disbursed, number of Handloom Weaving and Handicraft Training Centres .....	50
15.2	Number of Units and Employment under Registered Small Scale Industries by type in Mizoram during 2015-2016 .....	51

<b>Table No.</b>	<b>Description</b>	<b>Page No.</b>
<b>16. GEOLOGY, MINING AND MINERAL RESOURCES</b>		
16.1	Mining Permit Issued, Production of Stone and Sand during 2014-2015 and 2015-2016 .....	52
16.2	Revenue Collected from Geology and Mineral Resources in Mizoram .....	53
<b>17. TRANSPORT</b>		
17.1	Performance of Mizoram State Transport during 2015-2016 .....	54
17.2	Revenue Collected from Transport Department during 2015-2016 .....	54
17.3	Number of Vehicle on Road during 2015-2016 .....	55
17.4	District-wise Motor Vehicle Accident Reports .....	56-57
<b>18. PUBLIC WORKS DEPARTMENT (PWD)</b>		
18.1	Category-wise Length of Roads in Mizoram 2015-2016 .....	58
<b>19. COMMUNICATION</b>		
19.1	Number of Post Offices, Letter Boxes and Villages Postmen .....	59
19.2	Number of Mobile Phone Subscribers in Mizoram .....	60
<b>20. TOURISM</b>		
20.1	District-wise number of Tourist Spots and Tourist Lodges in Mizoram .....	61
20.2	Domestic and Foreign Tourist arrivals in Mizoram .....	62
20.3	Revenue Collected by Tourism in Mizoram .....	62

<b>Table No.</b>	<b>Description</b>	<b>Page No.</b>
<b>21.</b>	<b>FOOD, CIVIL SUPPLIES AND CONSUMER AFFAIRS</b>	
21.1	Number of persons & Ration Cards in Card type as on November, 2016 .....	63
21.2	District-wise Foodgrains distributed under Subsidized Rate in Mizoram as on 1 <sup>st</sup> November, 2016 .....	64
21.3	Number of Fair Price Shops in Mizoram .....	65
21.4	Number of Gas Agencies with Subscribers and number of Petrol Pumps .....	66
21.5	Public Distribution Systems Lifted .....	67
21.6	Consumer Affairs Statistics .....	68
<b>22.</b>	<b>LEGAL METROLOGY</b>	
22.1	District-wise number of verification done and Amount of Fees Realised .....	69
22.2	Record of Cases and Compounding Fees under Legal Metrology .....	70
<b>23.</b>	<b>LAW AND JUDICIAL</b>	
23.1	Court Cases under Gauhati High Court, Aizawl .....	71
<b>24.</b>	<b>SCHOOL EDUCATION</b>	
24.1	Number of Educational Institutions, Teachers and Students in Mizoram .....	72
24.2	Number of Students and Teaching Staff in various Vocational / Training Institutions .....	73
24.3	No. of Recognised Educational Institutions and No. of Teachers 2015-2016 .....	74
24.4	Drop-out Rate .....	75
24.5	Gross Enrolment Ratio .....	75

<b>Table No.</b>	<b>Description</b>	<b>Page No.</b>
<b>25.</b>	<b>SAINIK WELFARE AND RESETTLEMENT</b>	
25.1	Recruitment of Mizo Boys and Girls into Army, Navy, Airforce and Coast Guard during 2015-2016 .....	76
25.2	No. of Ex-Servicemen alive in Mizoram .....	77
25.3	Number of Ex-Servicemen alive in Mizoram .....	78
25.4	NCC enrolment from various Schools and Colleges in Mizoram during 2015-2016 .....	79
<b>26.</b>	<b>ART AND CULTURE</b>	
26.1	No. of Libraries Registered, Members and No. of Books .....	80
26.2	No. of Person Trained in Cultural Dance and Modern Music .....	81
<b>27.</b>	<b>HEALTH AND FAMILY WELFARE</b>	
27.1	Numbers of Hospitals and Health Centres .....	82
27.2	Number of Medical and Paramedical Personnel .....	83
27.3	Performance of Family Welfare Programme .....	84
27.4	Universal Immunisation Coverage .....	85
27.5	Medical Institutions and Bed Strengths .....	86-87
27.6	District-wise Statistics on State Aids Control Programme .....	88
<b>28.</b>	<b>NUMBER OF BIRTHS AND DEATHS REGISTERED</b>	
28.1	Number of Births and Deaths Registered .....	89
28.2	Birth Rate, Death Rate and Infant Mortality Rate .....	89-92
<b>29.</b>	<b>PUBLIC HEALTH ENGINEERING</b>	
29.1	Number of Habitations Covered with Drinking Water Supply .....	93
29.2	Achievement under Urban Water Supply .....	94
29.3	Rural Water Supply Facilities .....	95



<b>Table No.</b>	<b>Description</b>	<b>Page No.</b>
<b>30.</b>	<b>URBAN DEVELOPMENT AND POVERTY ALLEVIATION</b>	
30.1	General Urban Poor Statistics .....	96
30.2	General Urban Poor Upgradation .....	97
30.3	General Urban Nation-wide Mission Statistics .....	98-99
30.4	Fund released to Urban Local Bodies .....	100
30.5	B. Annual Plan Fund .....	101
30.6	C. Non Plan Fund .....	102
30.7	Waste Disposal Statistics .....	103
30.8	General Urban Major/Minors Works .....	104
30.9	Special Plan Assistance .....	105
30.10	State Priority Project .....	105
<b>31.</b>	<b>LOCAL ADMINISTRATION</b>	
31.1	District-wise number of Village Council and Members.....	106
<b>32.</b>	<b>INFORMATION AND PUBLIC RELATION</b>	
32.1	Number of Registered Newspapers by periodicity in Mizoram (2015-2016) .....	107
32.2	Number of Accredited Journalists in Mizoram .....	108
<b>33.</b>	<b>LABOUR, EMPLOYMENT AND INDUSTRIAL TRAINING</b>	
33.1	Employment Statistics of Mizoram .....	109
<b>34.</b>	<b>SOCIAL WELFARE</b>	
34.1	Numbers of ICDS Projects, Anganwadi Centres and Anganwadi Workes .....	110
34.2	District-wise number of ICDS Projects, Anganwadi Centres and Anganwadi Workers (2015-2016) .....	110
34.3	Statistics on SNP and PSE Beneficiaries .....	111
34.4	District-wise number of Beneficiaries under NSAP 2015-2016 .....	112

<b>Table No.</b>	<b>Description</b>	<b>Page No.</b>
34.5	Some Keys Statistics on Social Welfare .....	113
34.6	Number of Observation Homes inmates (Children in Conflict with law) in Mizoram .....	114
34.7	Number of Special Home inmates (Children in Conflict with law) in Mizoram.....	114
<b>35.</b>	<b>PRISON</b>	
35.1	Number of Prisoners admitted and released .....	115
35.2	Case-wise Classification of Prisoners in Mizoram .....	116-118
35.3	Number of Prisoners by Age Group in Mizoram .....	119-120
<b>36.</b>	<b>POLICE</b>	
36.1	District-wise number of Police Stations, Out Posts, Check Posts and Wireless Stations in Mizoram .....	121
36.2	Incidents of Crime by Major Heads under IPC .....	122
36.3	Crime figures under Local and Special Laws .....	123
<b>37.</b>	<b>EXCISE AND NARCOTICS</b>	
37.1	District-wise Collection of Revenue .....	124
37.2	Cases Registered and Persons Arrested in Mizoram .....	125
37.3	Liquor Seized in Mizorm .....	126
<b>38.</b>	<b>FIRE SERVICES</b>	
38.1	Fire Statistics of Mizoram .....	127
<b>39.</b>	<b>PRINTING &amp; STATIONERY, AIZAWL</b>	
39.1	Number of Approved Presses and Approved Firms .....	128
<b>40.</b>	<b>ACCOUNTS AND TREASURIES, AIZAWL</b>	
40.1	Number of Pensioners under State Government .....	129

<b>Table No.</b>	<b>Description</b>	<b>Page No.</b>
<b>41.</b>	<b>BANKING</b>	
41.1	Bank Branches in Mizoram as on 31.3.2016 .....	130
41.2	District-wise Credit Deposit Ratio .....	131
41.3	Bank-wise Performance under ACP 2015-2016 .....	132-133
<b>42.</b>	<b>TAXATION</b>	
42.1	Month-wise Tax Collection during 2015-2016 .....	134
42.2	District-wise Tax Collection during 2015-2016 .....	135
<b>43.</b>	<b>PLANNING &amp; PROGRAMME IMPLEMENTATION</b>	
43.1	Sector-wise Actual expenditure for Annual Plan 2014-15 .....	136
43.2	Sector-wise Actual expenditure for Annual Plan 2015-16 .....	137
43.3	Estimates of Gross and Net Domestic Product and Per Capita Income at Current and Constant Prices (2011-12 Series) ....	138-139
43.4	Gross State Value Added by Economic Activity at Current Prices (2011-12 Series) .....	140-141
43.5	Gross State Value Added by Economic Activity at Constant (2011-12) Prices (2011-12 Series) .....	142-143
43.6	Net State Value Added by Economic Activity at Current Prices (2011-2012 Series) .....	144-145
43.7	Net State Value Added by Economic Activity at Constant (2011-12) Prices (2011-2012 Series) .....	146-147
43.8	Month-wise Consumer Price Index and Inflation Rate during 2015-2016 in Mizoram with Base Year 2012=100 .....	148
<b>44.</b>	<b>STATE FINANCE</b>	
44.1	Overall Budgetary Position of Mizoram .....	149
44.2	Revenue Receipt .....	150
44.3	Revenue Disbursement .....	151
44.4	Capital Receipt and Disbursement .....	152
44.5	State Taxes by Type .....	153

<b>Table No.</b>	<b>Description</b>	<b>Page No.</b>
<b>45.</b>	<b>CHURCHES (NON-GOVERNMENT ORGANISATIONS)</b>	
45.1	Number of Local Churches and Total Members, Workers and Number of Missionaries sponsored by some churches in Mizoram .....	154
45.2	Number of Branches, Units and Members paid workers, Income and expenditures during 2014-2015 .....	155
45.3	Number of Branches, Units and Members paid workers, Income and expenditures during 2015-2016 .....	156
<b>46.</b>	<b>MISCELLANEOUS</b>	
46.1	Month-wise Average Temperature in Aizawl City (in degree celsius) .....	157
46.2	Month-wise Relative Humidity in Aizawl City .....	158
46.3	Month-wise Average Rainfall in Mizoram .....	159
46.4	District-wise Average Annual Rainfall in Mizoram .....	160
46.5	Ten Highest Mountains of Mizoram .....	161
46.6	Important Rivers of Mizoram with their Lengths .....	162
46.7	Road Distances within Mizoram in Km .....	163-168
46.8	Road Distances from Aizawl (Outside Mizoram) .....	169
<b>47.</b>	<b>ALL INDIA</b>	
47.1	State-wise Population and Density (Census 2011) .....	170-171
47.2	State-wise Sex Ratio and Literacy rates by Sex (2011 Census) .....	172-173
47.3	Conversion Table .....	174-175